

# Southern Arkansas University

## 2008 Mulerider Football

THURSDAY, OCTOBER 23, 2008

HTTP://WWW.MULERIDERATHLETICS.COM

### #5 Delta State University (6-1, 5-0 GSC) @ Southern Arkansas University (1-6, 1-4 GSC)

WHEN: OCTOBER 25, 2008

WHERE: MAGNOLIA, ARK. @ WILKINS STADIUM

KICKOFF: 2:00 P.M.

#### The Series (15-7, Delta State)

Saturday's game between Southern Arkansas and Delta State is the 23rd meeting between the two teams in a series that began in 1951. The Muleriders won the first two meetings, 14-0 in Magnolia and 27-20 in Cleveland, Miss., before the Statesmen collected their first win of the series in 1953 by tossing a 42-0 shutout, and extended the margin of victory in 1954 to 53-0 to even the series.

SAU and DSU did not play again until 1958 with Southern Arkansas winning 13-6, but Delta State bounced back to blank the Muleriders, 28-0, in 1959, again deadlocking matters with three wins each. It would be 21 years before SAU and the Statesmen met again, DSU winning 18-7 in Cleveland in 1980. The next clash was in 1986 when former Southern Arkansas coach Jim (Red) Parker led Delta State to a 28-13 decision, and followed with a 21-14 victory in 1987. The Statesmen went on to win the next two years, 31-10 in 1988, and 35-14 in 1989.


When the Muleriders moved to the Gulf South Conference and NCAA Division II in 1995, DSU prevailed 20-7, and then claimed their eighth consecutive win, 34-13, the next year, their longest streak of the series. In 1997, SAU snapped the long string of losses with a 24-6 victory en route to the GSC championship. Delta State squeaked past Southern Arkansas in 1998 by a 26-25 margin in Magnolia to deny the Muleriders another conference title, but SAU surprised a favored Statesmen team in 1999 with a 28-0 shutout in Cleveland. DSU eked out a 30-28 decision in Magnolia in 2000 en route to the national championship. Delta State won 28-7 in 2001, before Southern Arkansas claimed a 30-10 victory in 2002 in Magnolia and a 44-36 win the next year in Cleveland, equaling the Muleriders' longest streak in the series. The Statesmen have won the past two meetings though, a 22-0 shutout in Magnolia in 2006 and a 28-3 win in Cleveland last year.

DSU holds a 7-3 advantage in games played in Magnolia, and an 8-4 edge in Cleveland.

#### The Coaches

This will be the 84th game for **Steve Quinn** (Ouachita Baptist, 1985) as head coach of the Muleriders. He finished his first season at SAU in 2001 with a 5-5 record, was 7-4 in 2002, and improved to 9-3 his third season, guiding SAU to an NCAA Division II national playoff berth. In 2004, the Muleriders slumped to 5-6, the first losing season at SAU since 1996, before improving to 6-5 in 2005. The Muleriders had a combined 5-16 mark the past two years during a rebuilding period. Quinn is now 38-45 at SAU following last week's 30-14 loss at Ouachita Baptist. A native of Mena, Quinn played at Ouachita Baptist for legendary Coach Buddy Benson along with former SAU and current Arkansas State University Coach Steve Roberts and current OBU Coach Todd Knight. Quinn, who had previously been the assistant head coach for Roberts at SAU, returned as the head coach of the Muleriders after a year at Northwestern State (La.) University, where he was on the staff of Roberts, serving as assistant head coach. Quinn had previously coached at Pascagoula High School, Ouachita Baptist, Baylor University, Northwestern Missouri State, and Eastern New Mexico State as an assistant.

**Ron Roberts** (Tennessee-Martin, 1988) is in his second season at Delta State, his only collegiate head coaching position. He had previously been the defensive coordinator for the Statesmen since 2005. Prior to joining the DSU staff, Roberts served one season as head coach at Mount Whitney High School in Visalia, Calif., and the 2003 season as defensive coordinator at Texas State in San Marcos, Texas. Before his journey to Texas State, he spent five years as assistant head coach and defensive coordinator at Tusculum (Tenn.) College. Prior to joining the Tusculum staff, Roberts served as an assistant coach at Greensboro College in 1998 and was head coach at Burroughs High School (1994-96) in California. He began his coaching career as a defensive coordinator in 1992 at Houston High School in Germantown, Tenn.



#### Media Coverage

Radio: KVMZ 99.1-FM in Magnolia, with Dan Gregory in his 27th year as voice of the Muleriders, Jay Adcox with color commentary, and Lane Jean on the sideline; WMJW 107.5-FM in Cleveland, Miss., with Matt Jones on play-by-play, Richard Webster providing color, and J.T. Webb on the sideline.

#### Saturday's Game

Southern Arkansas hopes to snap a two-game skid to fifth-ranked Delta State Saturday. The Muleriders have scored only three points in those past two meetings, losing 28-3 in Cleveland last year, and being shut out 22-0 in 2006 in Magnolia. The Statesmen have won four of the past six games in the series.

SAU is now 421-389-30 in 91 years of football since their first season of play in 1911. They did not field teams from 1937-1939 and 1942-1945. Southern Arkansas is currently 56-58 in Gulf South Conference games since joining the league in their move to Division II in 1995. All-time, they are 195-212-8 against teams currently in the GSC.

#### Last Week in the GSC

\$ Thurs., @ #7 Delta State 34 #2 North Alabama 28  
@ #10 Valdosta State 21 Harding 13  
Arkansas Tech 49 @ West Georgia 24  
@ **Ouachita Baptist 30 Southern Arkansas 14**  
@ Arkansas-Monticello 27 West Alabama 14

\$ - GSC TV Game of the Week

#### This Week in the GSC

Sat., Ouachita Baptist @ Southwest Baptist (Mo.) - 1:30 p.m.  
Sat., Arkansas-Monticello @ Harding - 2 p.m. (Homecoming)  
Sat., **#5 Delta State @ Southern Arkansas - 2 p.m.**  
Sat., West Georgia @ West Alabama - 5 p.m. (Homecoming)  
Sat., #9 Valdosta State @ #8 North Alabama - 6 p.m. (Homecoming)  
Sat., Henderson State @ Arkansas Tech - 7:05 p.m.

\$ - GSC TV Game of the Week - CSS in Little Rock

# HEAD COACH



Coach Steve Quinn begins his eighth season leading the Mulerider football team.

Quinn spent 2000 as an assistant at Northwestern State (La.) University before returning to Southern Arkansas in 2001 as head coach. He had been with SAU from 1997-1999 as assistant head coach and offensive line coach when the Muleriders posted records of 9-2, 8-2, and 9-1, for a combined 26-5 record over the three-year period and the school's first Gulf South Conference championship in 1997. In the process, SAU shattered several school records and dominated GSC offensive statistics. SAU was ranked 11th nationally in 1997 and 15th in 1998 and 1999. In '98, the Muleriders ranked ninth nationally in scoring offense, 18th in rushing offense, led the GSC in scoring and rushing offense, and broke six school offensive records. In '99, SAU led the conference in total offense and rushing offense, ranking 14th nationally in rushing offense. Over the three-year period, Quinn produced eight All-GSC offensive linemen and one All-American.

In Quinn's second season as head coach in 2002, he again had SAU ranked in the national statistics as the team finished 12th in rushing offense, 14th in scoring offense, and 22nd in total offense. His 2003 Muleriders made the NCAA Division II national playoffs and finished the year ranked 11th nationally. That team ranked 18th nationally in rushing offense, 33rd in scoring offense, led the nation in punt returns, and finished 13th in kickoff returns.

Through the years, Quinn's teams have ranked highly in national statistics. His 2005 squad finished

...Personal Info.	
Full Name ....	Steven Meridieth Quinn
Birthdate .....	September 28, 1963
Birthplace ....	Mena, Arkansas
Family .....	Wife Jodi; two daughters, Hannah and Hillary; two sons, Nicholas and Troy

...Education	
High School .....	1981; Mena High School, Mena, Arkansas
College .....	1985; Ouachita Baptist University, B.S.
.....	1989; Baylor University, M.Ed.

...Coaching Experience	
High School .....	1989-92; Pascagoula High, Miss.-Asst.
College .....	1986; Ouachita Baptist, Asst.
.....	1987-88; Baylor University, Grad. Asst..
.....	1993-94; Northwestern Missouri State, Asst.
.....	1994-96; Eastern New Mexico, Asst.
.....	1997-99; Southern Arkansas, Asst.
.....	2000; Northwestern State (La.), Asst.
.....	2001-present; Southern Arkansas, Head Coach

sixth in rushing offense and 22nd in both total offense and rushing defense. They were 31st in rushing offense in 2006 and 30th this past season.

Before his first stint at SAU, Quinn was at Eastern New Mexico from 1994-96, where he served as offensive coordinator while working with the offensive line. In 1993 and 1994 he was at Northwest Missouri State University as an assistant; at Pascagoula (Miss.) High School from 1989-92 as offensive coordinator; Baylor University in 1987 and 1988 as a graduate assistant; and at his alma mater, Ouachita Baptist University, in 1986, as a part-time assistant coach where he worked with defensive ends and linebackers.

Quinn graduated from OBU in 1985 with his B.S.E., and received his M.Ed. from Baylor in 1989. He graduated from Mena High School in 1981.

Quinn, and wife, Jodi, are parents of four children, daughters Hannah and Hillary, and sons Nicholas and Troy.

## Team Leaders

**SAU LEADERS:** Southern Arkansas managed just 290 yards of offense and suffered three turnovers in falling 30-14 at Ouachita Baptist last week.

The Muleriders got a 107 yard rushing performance from freshman fullback Mark Johnson, including a 72-yard touchdown run, all coming on 19 carries. Reserve quarterback Quintin Porter added 57 yards on the ground and a touchdown, and completed 3 of 5 passes for 54 yards, while starting QB Ryan McCombie was 7 for 23 for 70 yards passing. Receiver Isaac Marrufo caught five passes for 67 yards.

Defensive back Clarence Wright totaled 11 tackles in the game, including 10 solo. Defensive back Daren Lewis added eight tackles, and linebacker Steven Dauenhauer and defensive end Ryan Terry added six each.

Johnson has now rushed for 500 yards and five touchdowns on the season, coming on 99 carries for a 5.1 yard average. Porter has 87 totes for 389 yards and four scores. McCombie is 73 for 170 passing for 892 yards and four TD's, with eight interceptions, and Porter is 17 of 38 for 212 yards, with five picked off. Marrufo leads the receivers with 26 catches for 326 yards and one touchdown, and running back Raphyael Tyson has 19 receptions for 243 yards and a score. Wright is averaging 20 yards on 22 kickoff returns and has returned 12 punts for an 11.4 average.

Wright also leads the defense with 51 total tackles, 36 solo, with two for loss, including a sack. He has one interception, six pass breakups and one forced fumble. Lewis has 35 stops, 25 solo, with three breakups and one blocked kick. Dauenhauer has 34 tackles, 26 solo, with one for loss, and has forced two fumbles and blocked a kick.

**DSU LEADERS:** Delta State scored their winning touchdown with 23 seconds remaining for a 34-28 upset of #2 North Alabama last week. The Statesmen racked up 478 yards of offense in the game, while limiting the Lions to 242.

Running back Trevar Deed had 134 yards rushing on 24 carries, and the winning touchdown in the game. Quarterback Garrett DeWitt was 24 of 41 passing for 260 yards and four touchdowns, and also tossed four interceptions. Deed had eight catches for 100 yards and also had 24 yards on a kickoff return for a total of 258 all-purpose yards.

Cornerback Eric Jackson and linebacker Lardester Green-Hicks anchored the defense with eight tackles apiece. Jackson finished with four solo, including 1.5 for loss, and broke up a pass, while Green-Hicks had two unassisted, with one for loss.

On the season, Deed has 63 rushes for 329 yards and two touchdowns. DeWitt is 143 of 239 passing for 1,735 yards and 17 TD's, and has thrown nine interceptions. Chad Schroeder has 46 receptions for 516 yards and three touchdowns, while Deed has 31 for 345 yards and two scores. Jackson averages 22.9 yards on 10 kickoff returns, and Deed posts 22.3 yards, also on 10 returns. Schroeder has returned 11 punts for a 15.5 average.

Green-Hicks has 55 tackles on the year, 22 solo, with 6.5 in loss, including two sacks. He's broken up one pass and forced a fumble. Cornerback Dominic Spinks has 43 stops, 27 solo, with six for loss and 1.5 sacks, has two interceptions, eight breakups, and has forced a fumble and recovered three.

## Facts on SAU

Location .....	Magnolia, Arkansas
Conference .....	Gulf South
Affiliation .....	NCAA Division II
President .....	Dr. David F. Rankin
Athletic Director .....	Jay Adcox
Head Coach .....	Steve Quinn
Asst. Coaches .....	Trey LaValle, Jeff Byrd, Kendall Hill, David Reeves, and Shane Tolleson
Sports Information Director .....	Houston Taylor
Nickname .....	Muleriders
Colors .....	Royal Blue & Old Gold
Enrollment .....	3,117
Founded .....	1909 (SAU in 1976)
Stadium .....	Wilkins (6,000)
Pressbox Phone .....	(870) 235-4117

## Facts on DSU

Location .....	Cleveland, Miss.
Conference .....	Gulf South
Affiliation .....	NCAA Division II
President .....	Dr. John M. Hilpert
Athletic Director .....	Jeremy McClain
Head Coach .....	Ron Roberts
Asst. Coaches .....	Darrin Hicks, Dave Aranda, Randy Grierson, Steven Smith, and Chet Pabolish
Sports Information Director .....	Matt Jones
Asst. Sports Info. Dir. ....	Jim Ervin
Nickname .....	Statesmen
Colors .....	Forest Green and White
Enrollment .....	4,392
Founded .....	1924
Stadium .....	Parker Fld./McCool Stad. (8,125)
Pressbox Phone .....	(662) 846-4590

## Last Meeting

Eighth-ranked Delta State's defense kept Southern Arkansas in check at Travis Parker Field in Cleveland last year. The Statesmen rolled out to a 28-0 advantage before putting the game away in the second half with a 28-3 win over the Muleriders.

Clarence Wright returned the game's opening kick-off 55 yards to set SAU up at the DSU 35, but after a net gain of 10 yards, Southern Arkansas turned the ball over on downs and Delta State was on their way.

The Statesmen, aided by a crucial pass interference play on third and long, took their first possession and marched 75 yards in 10 plays for a 7-0 lead at 8:28 on quarterback Dedrick Wilson's two-yard run and Trey Adams' kick.

After forcing a Mulerider punt on their next series, DSU capitalized with a seven-play 84-yard drive ending with Ben Stallings eight-yard touchdown run. Adams' PAT made it 14-0 with 2:32 in the first quarter.

Early in the second, Delta State was ready to tack on more, but Adams' 30-yard field goal attempt was wide, giving Southern Arkansas possession at the 20. After a four-yard run from Ryan Sworn, Chris Metcalf fumbled the pitch and the Statesmen's Monterio James picked up the ball at the 12 and rumbled in for a 21-0 margin at 10:21.

After forcing a Mulerider punt on their ensuing possession, the ball rolled DSU's way one more time when, starting at the SAU 46, quarterback Brett Hyatt rolled 35 yards to the 11 and fumbled, but teammate John Logan scooped it up at the five and carried it into the end zone. With Adams' kick good, the touchdown gave Delta State their 28-0 edge at 6:42.

Southern Arkansas took possession and got its only score off Noe Cuevas' 25-yard field goal with 4:12 remaining in the half.

The second half was a scoreless defensive struggle, with neither team able to capitalize on field position.

The Statesmen piled up 431 yards of offense, 279 coming on the ground and 152 through the air. The Muleriders managed just 207 total yards, but did what no team had been able to do against DSU's defense, run the ball with success, getting 174 yards. Delta State came into the game leading Division II in allowing just 13.3 yards rushing per game, previously giving up a season-high of only 59 yards.

Other than the costly fumble, SAU threw one interception, while the Statesmen tossed two.

## Season to Date

### SOUTHERN ARKANSAS (1-6, 1-4 GSC)

Aug. 28	@ #3 North Alabama	L	14-57
Sept. 6	vs. Truman State (Mo.)	L	21-34
Sept. 13	* #1 Valdosta State		PPD
Sept. 18	* @ West Alabama	L	14-17 (2 OT)
Sept. 27	* Henderson State	L	17-42
Oct. 4	* @ Harding	L	33-39
Oct. 11	* Arkansas Tech	W	45-42
Oct. 18	* @ Ouachita Baptist	L	14-30
Oct. 25	* Delta State		2 p.m.
Nov. 3	* Valdosta State		6 p.m.
Nov. 8	* @ Arkansas-Monticello		6 p.m.

### DELTA STATE (6-1, 5-0 GSC)

Sept. 6	@ McNeese State (La.)	L	27-52
Sept. 13	Arkansas-Monticello	W	37-31
Sept. 20	* @ Harding	W	56-49 (OT)
Sept. 27	* Ouachita Baptist	W	35-17
Oct. 2	* @ #1 Valdosta State	W	27-24 (OT)
Oct. 11	* West Alabama	W	21-14
Oct. 16	* #2 North Alabama	W	34-28
Oct. 25	* @ Southern Arkansas		2 p.m.
Nov. 1	* Arkansas Tech		3 p.m.
Nov. 8	* @ West Georgia		6 p.m.

## Of Interest

\* Saturday marks the induction of the sixth Southern Arkansas University Sports Hall of Fame class. The class of 2008 includes two student-athletes from the modern era, two from the golden era, and three former coaches. Ceremonies will take place at halftime.

Honorees from the modern era include football All-American Bobby Evans and baseball All-American Tommy Stewart, and inductees from the golden era are football standout Sammy Furo, and one of the top football coaches in the nation, Tommy Tuberville. Former coaches honored are the late Sam Bailey (football and baseball), Dr. Ginger Hurst (volleyball and tennis), and Steve Goodheart (baseball).

\* One of the keys for Southern Arkansas in Saturday's game will be their ability to move the ball on the ground. The Muleriders are second in the GSC and 18th nationally in averaging 211 yards rushing per contest. They'll face a stern test from the Delta State defense, which allows just 95.3 rushing yards per game. That's good for third in the conference and 21st in Division II.

\* Southern Arkansas will host its own version of "Monday Night Football" with the rescheduling of the Valdosta State game that was postponed September 13 due to the aftereffects of Hurricane Ike. The Muleriders-Blazers game will take place on Monday, November 3, at 6 p.m. in Magnolia at Wilkins Stadium. The two teams had a small window of opportunity to reschedule the game as neither institution had a simultaneous open date before then to play. SAU has an open date on Saturday, November 1, but VSU's last regular season contest is slated just two days before on Thursday, October 30, hosting West Georgia in the Gulf South Conference TV Game of the Week. With Southern Arkansas' final regular season game slated for November 8 at Arkansas-Monticello, and first round play of the NCAA Division II playoffs beginning the next Saturday, November 3 became the best available date.

**AFCA TOP 25**  
(as of 10/21/08)

1. Grand Valley State	Pittsburg State
2. Abilene Christian	15. Edinboro
3. Northwest Missouri State	16. Tarleton State
4. Bloomsburg	17. Carson-Newman
5. <b>DELTA STATE</b>	18. Central Missouri
6. California (PA)	19. American International
Minnesota-Duluth	20. Wingate
8. <b>NORTH ALABAMA</b>	21. Indiana (PA)
9. <b>VALDOSTA STATE</b>	22. West Virginia State
10. Central Washington	23. Ashland
11. West Texas A&M	24. West Chester
12. Tuskegee	25. Midwestern
13. Chadron State	

**Also receiving votes:** Seton Hill (Pa.), 44; Fayetteville St. (N.C.), 33; Michigan Tech, 25; **Arkansas-Monticello, 22**; Albany St. (Ga.), 20; Mesa St. (Colo.), 13; Newberry (S.C.), 11; Colorado School of Mines, 10; North Carolina-Pembroke, 9; Wayne St. (Mich.), 5; East Stroudsburg (Pa.), 4; Washburn (Kan.), 3; Catawba (N.C.), 1; Charleston (W.Va.), 1; Elizabeth City St. (N.C.), 1; Hillsdale (Mich.), 1.

**D2Football.com Top 25**  
(as of 10/21/08)

1. Grand Valley State	14. Pittsburgh State
2. Abilene Christian	15. Edinboro
3. Northwest Missouri State	16. Carson-Newman
4. <b>DELTA STATE</b>	17. Tarleton State
5. Central Washington	18. Central Missouri
6. Bloomsburg	19. Ashland
7. <b>VALDOSTA STATE</b>	20. Indiana (Pa.)
8. <b>NORTH ALABAMA</b>	21. West Virginia State
9. Minnesota-Duluth	22. American International
10. California (Pa.)	23. Wingate
11. West Texas A&M	24. West Chester
12. Tuskegee	25. Mesa State
13. Chadron State	

**GSC VERSUS NATIONALLY RANKED OPPONENTS**

<u>School</u>	<u>Record</u>
Arkansas-Monticello	0-1
Arkansas Tech	0-1
Delta State	2-0
Harding	0-3
Henderson State	0-2
North Alabama	1-1
Ouachita Baptist	0-2
Southern Arkansas	0-0
Valdosta State	1-1
West Alabama	0-2
West Georgia	0-1

**GSC NON-CONFERENCE GAMES**

Because of the lack of Division II in-region playing opportunities, six GSC schools have decided to take matters into their own hands and face fellow Conference foes in three non-conference contests. Below is the schedule/results of those three contests.

<u>Date</u>	<u>Game/Result</u>
08/26/08	@ North Alabama 57, Southern Arkansas 14
09/06/08	@ Harding 37, West Alabama 27
09/13/08	@ Delta State 37, Arkansas-Monticello 31

**NCAA DIVISION II SUPER REGIONAL TWO RANKING**  
(as of 10/20/08)

	<u>Overall</u>	<u>Division II</u>
1. <b>Delta State</b>	<b>6-1</b>	<b>6-0</b>
2. <b>Valdosta State</b>	<b>6-1</b>	<b>6-1</b>
3. Wingate	7-1	7-1
4. <b>North Alabama</b>	<b>7-1</b>	<b>7-1</b>
5. <b>Arkansas-Monticello</b>	<b>6-2</b>	<b>5-2</b>
6. Newberry	4-3	4-3
7. Albany State	5-2	5-2
8. Tusculum	5-3	4-2
9. Carson-Newman	5-2	5-2
10. Catawba	4-3	4-3

**GSC VS. SOUTHEAST REGION FOES**

Six teams from the Southeast Region will qualify for the 24-team NCAA Playoffs. Below is a list of GSC squad's win-lose records versus other Southeast Region opponents.

<u>School</u>	<u>Record</u>
Arkansas-Monticello	5-2
Arkansas Tech	4-3
Delta State	6-0
Harding	2-6
Henderson State	2-3
North Alabama	7-1
Ouachita Baptist	4-3
Southern Arkansas	1-6
Valdosta State	6-1
West Alabama	1-5
West Georgia	0-6

**GSC VS. NON-CONFERENCE FOES**

	<u>W</u>	<u>L</u>	<u>Pct.</u>
<b>GSC VS. DIVISION II FOES</b>			
Great Lakes Valley Conference	1	0	1.000
Independent Institutions	1	0	1.000
Lone Star Conference	1	0	1.000
Mid-America Intercollegiate Athletic Assoc.	0	4	.000
Rocky Mountain Athletic Conference	1	0	1.000
Southern Intercollegiat Athletic Conference	1	1	.500
South Atlantic Conference	2	0	1.000
<b>GSC VS. OTHER CLASSIFICATIONS</b>			
Division I-FCS	2	3	.400
NAIA	<u>2</u>	<u>0</u>	<u>1.000</u>
<b>Total</b>	<b>11</b>	<b>8</b>	<b>.579</b>

**GSC OVERTIME GAMES**

<u>Date</u>	<u>Game/Result</u>
09/20/08	Delta State 56, @ Harding 49

**GSC DOUBLE-OVERTIME GAMES**


<u>Date</u>	<u>Game/Result</u>
09/18/08	@ West Alabama 17, Southern Arkansas 14
10/02/08	Delta State 27, @ Valdosta State 24

# 2008 Southern Arkansas University Sports Hall of Fame Class

Today marks the induction of the sixth Southern Arkansas University Sports Hall of Fame class. The class of 2008 includes two student-athletes from the modern era, two from the golden era, and three former coaches.

Honorees from the modern era include football All-American Bobby Evans and baseball All-American Tommy Stewart, and inductees from the golden era are football standout Sammy Furo, and one of the top football coaches in the nation, Tommy Tuberville. Former coaches honored are the late Sam Bailey (football and baseball), Dr. Ginger Hurst (volleyball and tennis), and Steve Goodheart (baseball).

## Bobby Evans (Modern Era - Football)



A native of Haynesville, La., Bobby Evans played defensive back for Mulerider football teams from 1986-1989. He was named a National Association of Intercollegiate Athletics (NAIA) First Team All-America linebacker in his senior season, and was also a first team selection that year on both the All-District 17 and All-Arkansas Intercollegiate Conference (AIC) squads.

Evans set a Mulerider defensive record in 1989 that still stands for the longest return off a blocked field goal attempt that he returned 65 yards for a touchdown against Northeastern State. The score provided the difference in a 26-23 Southern Arkansas win.

Evans was consistent throughout his Mulerider career, recording 81 tackles as a freshman, 78 as a sophomore, 88 as a junior, and 81 as a senior, for a career total of 328. He had 43 tackles for losses totaling 211 yards in his four years at SAU, including 20 sacks for 149 lost yards, had six fumble recoveries, broke up 19 passes and had four interceptions, returning one for a touchdown.

Evans went on to play professionally in the Canadian Football League, starting in 1990 and played a total of six years with the Winnipeg Blue Bombers. Following his first five seasons in Winnipeg, he became a free agent in 1995 and signed with the expansion Shreveport Pirates. After the folding of the American clubs, Evans returned to Winnipeg, playing his final season in 1996.

During his seven years as a pro, Evans made 339 tackles, with 23 for loss, including eight sacks, and had 21 interceptions. He was a CFL Eastern All-Star selection in his fourth season of 1993.

Bobby and his wife, Angela, reside in Bossier City, La. They have two children, a son, Terrance, and a daughter, Tya.

## Tommy Stewart (Modern Era - Baseball)



Tommy Stewart left his hometown of Daingerfield, Texas, to come to Southern Arkansas as an outfielder, but ended his career (1992-1995) as an All-America shortstop.

Known as "Scooter" during his time with the Muleriders, Stewart helped lead SAU to its final two AIC and NAIA District 17 championships in 1994 and 1995 before the athletic program's move to NCAA Division II.

In his senior season, Stewart led the team hitting .474 with a .703 slugging percentage and had an on-base percentage of .530. He was named All-AIC and both the conference and NAIA Southwest Region Player of the Year, and was a second team NAIA All-America selection. But what Stewart received the most national attention for was setting a NAIA national record by hitting safely in 54 consecutive games.

Stewart's 54-game hitting streak actually began late in his junior season of 1994, and as a switch hitter the next year he erased the old record of 44 with ease. Only two others in all of baseball history have hit in more consecutive games, New York Yankee Hall of Fame legend Joe DiMaggio with 56, and major-leaguer Robin Ventura with 58, when he played

collegiately at Oklahoma State.


Improving in every category throughout his Southern Arkansas career, Stewart ended his four years with a career batting average of .367, a .520 slugging percentage and a .414 on-base percentage. He obviously still holds the career hitting streak record for the Muleriders and the season record of 51. Stewart is still second all-time at SAU in games played (212), hits in a season (91 in 1995) and batting average in a season (.474 in 1995).

Stewart signed and had a brief professional baseball career with the Houston Astros, before returning to Daingerfield where he served as assistant baseball coach for four years. He currently is in his sixth season as head coach at Hughes Springs, Texas, where his teams have compiled a five-year record of 125-24-1 and collected four district championships. His 2006 squad went 35-1 and advanced to the finals of the class AA state championship.

Stewart and his wife, Kara, reside in Daingerfield. They have two daughters, Calli and Briley.

# 2008 Sports Hall of Fame Inductees

## Sammy Furo (Golden Era - Football)



Sammy Furo played football in 1947 and 1948 at Southern Arkansas when it was still a junior college (Magnolia A&M). A native of Smackover, Furo was SAU's initial All-America selection, chosen as a second team tailback. The Muleriders would not have another player recognized among All-America teams until 1954.

In his two years at Southern Arkansas, Furo led Elmer Smith's Muleriders to records of 9-2-1 in 1947 and to 8-2 in 1948. In his first year, they had regular season wins against McNeese State and Northeast Louisiana, junior colleges at the time, but now NCAA Division I schools. The Muleriders closed that year with a scoreless tie against McNeese in a hurricane in the Cajun Bowl in Lake Charles, La.

In 1948, the Muleriders were AIC co-champions, playing against several four-year colleges in the conference ranks at the time. They again also made post-season play, beating Eastern Oklahoma A&M Junior College by a 41-12 margin in the Papoose Bowl.

The oldest football record at Southern Arkansas was set in 1948 when Furo returned a punt 80 yards for a touchdown against Henderson State. The record lasted 50 years before Jeff Sustaie returned one for 84 yards and a touchdown against Arkansas-Monticello in 1998. The current record is 91 yards with Jason Bennett returning it for a score against Central Arkansas in 2000.

Furo transferred to the University of Arkansas for his final two seasons, lettering with the Razorbacks in 1949 and 1950.

Now retired, Sammy and his wife, Kay, reside in Hot Springs. They have two sons, Sam, Jr., and Adam, three daughters, Patricia Leovich, Carol Fisher and Amy Horner, and seven grandchildren.



## Tommy Tuberville (Golden Era - Football and Golf)



A native of Camden (Harmony Grove) and a 1976 graduate of Southern Arkansas, Tommy Tuberville is regarded as one of the country's top football coaches, directing the Auburn Tigers to an 80-33 record over the past nine years. Now in his 10th season, his Tigers have a 42-9 mark over the past four years for an .824 winning percentage, fifth best in the nation in both wins and percentage over that span.

Tuberville guided his 2004 Auburn squad to an undefeated 13-0 season, the best record in school history. For that effort he was named the AFCA, Associated Press, Paul "Bear" Bryant, FCA, SEC and Walter Camp Coach of the Year. Tuberville has led the Tigers to a Southeastern Conference championship, five SEC West Division titles, and eight consecutive bowl appearances, including five New Year's Day bowl berths. At Auburn he has coached 35 first team All-SEC players, eight All-America honorees, and has had 29 players selected in the NFL draft, including a SEC record four in the 2005 draft.

In his 13 seasons as a collegiate head coach, Tuberville has an overall record of 105-53. Before coaching at Auburn, he was the head coach at Ole Miss (1995-98), where he was 25-20 in four years despite inheriting a program under serious NCAA scholarship sanctions and probation. He was the AP SEC Coach of the Year in 1997 at Ole Miss.

Prior to Ole Miss, Tuberville was the defensive coordinator and linebackers coach at Texas A&M in 1994 when the Aggies were 10-0-1, and was on the staff at Miami for eight seasons from 1986-1993 when the Hurricanes won three national championships and posted an 87-9 record. He got his collegiate coaching start in 1980 at Arkansas State where he served for five years, and his first coaching job was at Hermitage High School from 1976-1979, serving the last two years as head coach.

Tuberville played high school football at Harmony Grove before enrolling at SAU in 1972, where he lettered as a free safety for the Muleriders through 1975, and also played golf his final two years.

While at Southern Arkansas, Tuberville played under legendary head coach Raymond (Rip) Powell, and during his tenure at Ole Miss, maintained that his days at SAU were the most formative of his future career. He requested of his then position coach, and still long-time friend, Sonny Whittington, that he wanted to attend offensive team meetings as well as the defensive meetings because of his desire to coach. Tuberville credits Powell, Whittington and the rest of the Mulerider staff (Calvin Neal and Eldon Hawley) with teaching him techniques, fundamentals, and more than he ever learned at any of his other coaching stops.

Tuberville was inducted into the Arkansas Sports Hall of Fame in February of this year. He is married to the former Suzanne Fette of Guilford, Ind., and they have two sons, Thomas and Troy.



# 2008 Sports Hall of Fame Inductees

## Sam Bailey (Coach - Football and Baseball)



The late Sam Bailey came to what was then Magnolia A&M Junior College in 1946. A short time after stepping on campus, he would start and play a full contest in the first football game he ever played or saw, and even more remarkable, at quarterback.

Bailey grew up in tiny Sandyland near Smackover, and graduated at the time the U.S. entered World War II. By the time he was discharged from the armed service he had a wife and two-year old son, and spent his time working in area oil fields and playing independent basketball.

Magnolia A&M had suspended athletics in 1942 because of the war. Elmer Smith was hired to create post-war athletic programs in 1946 at the school. There were no practice facilities, uniforms, or an on-campus playing field. Smith happened to see Bailey playing basketball on an independent team at Stephens and liked what he saw. He encouraged Bailey to visit the campus in Magnolia and showed his family where they would live, a very small trailer. When Bailey told Smith he had never played football, Smith gambled one of his 22 allowed scholarships on someone who had never even seen a football game.

In Bailey's first season, the Muleriders were only 4-5, but they soared to a 9-2-1 record in 1947, including a tie with McNeese State in the Cajun Bowl at Lake Charles, La. After his two years at Magnolia A&M, Bailey moved on to Ouachita Baptist and played against the Muleriders in the now defunct AIC. Before the advent of most eligibility rules, Smith still sent Bailey money each month because Bailey's scholarship at Ouachita Baptist was not enough for a player with a family.

Upon graduating at OBU in 1950, Bailey joined Smith's football staff in Magnolia as the institution became a four-year school named Southern State College. As an assistant, he helped lead Southern State to consecutive AIC championships in 1951 and 1952. Bailey also coached baseball, leading the Muleriders to three AIC championships in 1953, 1954 and 1956. His baseball teams compiled a 41-36 record over six years (1951-56).

After Smith joined Paul "Bear" Bryant's staff at Texas A&M in 1954, Bailey followed in 1956. When Bryant left for Alabama, Bailey went with him, serving as assistant athletics director and assistant head coach until the legendary Bryant died.

Bailey's wife, Mildred, resides in Tuscaloosa, Ala. They had a son, Darryl, who is also deceased, and have two grandsons, Sam and J.R.

## Dr. Ginger Hurst (Coach - Volleyball and Tennis)



Dr. Ginger Hurst coached volleyball at Southern Arkansas for 13 years (1977-89) and was named AIC Coach of the Year in 1988. Her teams finished first or second in the conference seven of the last nine seasons of her career.

Hurst coached the 1982 team to an unbeaten Arkansas Women's Intercollegiate Sports Association (AWISA) championship (14-0), and an overall record of 21-5 in that league's final season before the move to the AIC. Hurst led SAU to back-to-back AIC titles in 1988 and 1989. Under her guidance, the Lady Muleriders accumulated a record of 223-110. The 1989 SAU team racked up a school record 42-4 mark in Hurst's final year.

During her volleyball tenure at Southern Arkansas, Hurst coached 10 All-AWISA, 18 All-AIC, and 15 All-NAIA District 17 selections. She also signed Tracy Morgan, who was a 1989 All-AIC and All-District pick, and the District 17 Player of the Year, who would go on to be an honorable mention All-America selection in her senior season of 1991.

Hurst helped the Lady Muleriders make a successful transition from the AWISA to the AIC. She was the last elected AWISA president before the merging with the AIC.

Hurst coached women's tennis at SAU from 1978-1985, compiling a 36-55 record over her eight seasons. In 1983 she had two players win both the AIC singles and doubles championships. She coached four All-AIC and five All-District 17 selections.

A native of Mountain Home, Hurst received her B.S.E. and M.S.E. degrees from Arkansas State University. Before her arrival at Southern Arkansas, Hurst was employed at Helena-West Helena Public Schools.

After retiring from coaching in 1990, Hurst attended graduate school at the University of Arkansas, where she completed her Ed. D. Residing in Magnolia, she has served since as associate professor of health, kinesiology and recreation, and as a member of the Southern Arkansas graduate studies faculty. Hurst has been associated with the Columbia County Animal Protection Society (CCAPS) and the Southern Arkansas University Senior Wellness Program.

# 2008 Sports Hall of Fame Inductees

## Steve Goodheart (Coach - Baseball)



Steve Goodheart, who built the Southern Arkansas baseball program into a national power, retired in 2003 after serving 23 years (1981-2003) as head coach. Easily the most wins in school history, his Muleriders won 764 games, lost 416, and tied five, for a .647 percentage. Goodheart's 764 wins places him second all-time among collegiate coaches in the state of Arkansas behind only the University of Arkansas' Norm DeBriyn, who retired in 2002 with 1,161 wins in 33 years as head coach of the Razorbacks.

A native of Great Falls, Mont., Goodheart came to what was then Southern State College to play baseball for the Muleriders in 1972. In four years he was a part of two championship Mulerider teams in the now defunct AIC. He was an All-AIC selection in 1975 and played in the AIC All-Star games in both 1975 and 1976. As a student assistant in 1977, he once again helped SAU claim another AIC championship.

Following graduation, he spent a year at Camden Fairview High School as head baseball coach, before going to the University of Arizona for the 1979 season to become a graduate assistant with the baseball program. In his first year there, Arizona was ranked fifth nationally, and in his second year, the Wildcats won the NCAA College World Series. Goodheart received his M.Ed. in physical education from Arizona in 1980, and was hired as a young baseball coach by SAU's late athletics director, W.T. Watson.

Goodheart, who operated with a non-scholarship program for approximately 15 years, guided his Southern Arkansas teams to nine AIC championships, including six consecutive from 1986-1991, eight NAIA District 17 titles and two area championships. He led the 1983, 1987 and 1991 teams to the NAIA World Series, with his '87 squad finishing third in the nation, posting an impressive 46-7 record, the best finish ever for an SAU team. Goodheart also oversaw the baseball program's transition to the Gulf South Conference and NCAA Division II in 1996.

More than 50 of Goodheart's former players signed to play professional baseball. He coached 54 first team All-AIC players, 26 first team NAIA All-District selections, five NAIA All-Area players, 12 NAIA Southwest Region selections, 17 NAIA All-Americans, 33 first team All-GSC choices, 11 NCAA All-Region picks, and two NCAA All-Americans.

Goodheart was chosen AIC Coach of the Year seven times and NAIA Area V Coach of the Year twice. In 1984, he was selected as one of five coaches to evaluate talent in the region for selections on the 1984 USA Olympic baseball team.

In Goodheart's final eight seasons competing against the GSC West Division, his Muleriders finished runner-up seven times to established NCAA II powerhouse Delta State University. His record against Division II opposition was even better than against NAIA members, recording 287 wins, 126 losses, and two ties for a .694 percentage from 1996-2003.

Following his retirement in 2003, Goodheart served as an area scout for Major League Baseball's Kansas City Royals through this past year.

Still a member of the SAU faculty, Goodheart and his wife, Cheryl, reside in Magnolia. They have one son, Matthew, and are expecting their second child in the spring.



# Southern Arkansas University

## 2008 Mulerider Football Depth Chart

(As of 10/21//08)

### Offense

<b>LT</b>	<b>53</b>	<b>Joshua Bradley (6-2, 269, JR)</b>
	77	James Heather (6-2, 282, FR)
<b>LG</b>	<b>71</b>	<b>William Kitchen (6-1, 287, JR)</b>
	78	Michael Johnson (6-2, 325, SO)
<b>C</b>	<b>74</b>	<b>Charles Proctor (5-10, 280, JR)</b>
	60	T.J. Mead (5-11, 295, RsFR)
<b>RG</b>	<b>65</b>	<b>Johnathan Moore (6-2, 329, SO)</b>
	79	Brandon Davidson (6-4, 305, SO)
<b>RT</b>	<b>72</b>	<b>Roderick Taylor (6-0, 238, SR)</b>
	62	Chris Horton (6-2, 276, FR)
<b>WR</b>	<b>82</b>	<b>Michael Chatman (6-0, 195, JR)</b>
	8	Isaac Marrufo (6-0, 175, RsFR)
<b>TE</b>	<b>80</b>	<b>Trentice Weatherspoon (6-3, 225, SO)</b>
	89	Caleb Patterson (6-1, 190, RsFR)
<b>QB</b>	<b>18</b>	<b>Quintin Porter (5-11, 185, JR)</b>
	2	Ryan McCombie (6-2, 185, RsFR)
<b>FB</b>	<b>20</b>	<b>Mark Johnson (5-7, 182, FR)</b>
	37	Isaac Roseborough (6-0, 189, RsFR)
<b>LHB</b>	<b>21</b>	<b>Chris Metcalf (6-0, 190, JR)</b>
	10	Mark Mitchell (5-9, 177, SO)
<b>RHB</b>	<b>11</b>	<b>Raphyael Tyson (5-11, 180, RsFR)</b>
	34	Dekevious Johnson (5-10, 185, FR)

### Defense

<b>LE</b>	<b>90</b>	<b>Ryan Terry (5-11, 234, JR)</b>
	56	Cedric Thornton (6-4, 233, SO)
<b>NG</b>	<b>51</b>	<b>DeRalph Guy (6-0, 283, SR)</b>
	98	Chandler Richardson (6-0, 242, SR)
<b>RE</b>	<b>91</b>	<b>Devin Alexander (6-2, 248, JR)</b>
	94	LaDaryl Kirkwood (6-0, 295, SR)
<b>WLB</b>	<b>19</b>	<b>Simeon Oston (6-0, 210, SO)</b>
	12	Cordell Upshaw (6-1, 236, SR)
<b>MLB</b>	<b>9</b>	<b>Steven Dauenhauer (6-1, 215, SR)</b>
	41	Joe Hall (5-11, 214, JR)
<b>SLB</b>	<b>33</b>	<b>Ben Williams (6-1, 202, JR)</b>
	44	Matt Comer (6-1, 203, JR)
<b>LCB</b>	<b>36</b>	<b>Roland Perkins (5-11, 175, SR)</b>
	3	Don Unamba (6-1, 185, RsFR)
<b>R</b>	<b>1</b>	<b>Ricky Wright (6-0, 205, SR)</b>
	38	Jacolby Stewart (5-11, 173, FR)
<b>S</b>	<b>5</b>	<b>Clarence Wright (6-0, 195, SR)</b>
	22	Alex Bowman (6-2, 190, FR)
<b>FS</b>	<b>6</b>	<b>Daren Lewis (6-3, 173, SO)</b>
	31	Jamal Broussard (5-11, 175, RsFR)
<b>RCB</b>	<b>14</b>	<b>Brandon Wilson (5-10, 218, SR)</b>
	25	Trent Stevenson (5-7, 159, SO)

### Special Teams

<b>K</b>	<b>40</b>	<b>Noe´ Cuevas (5-8, 171, SO)</b>	<b>DS</b>	<b>60</b>	<b>T.J. Mead (5-11, 295, RsFR)</b>
	49	Jordan Dubois (6-1, 175, SR)		62	Chris Horton (6-2, 276, FR)
<b>KO</b>	<b>49</b>	<b>Jordan Dubois (6-1, 175, SR)</b>	<b>P</b>	<b>15</b>	<b>Zach Massingill (6-0, 190, SO)</b>
				13	Jake Hawkins (6-3, 190, RsFR)
<b>H</b>	<b>15</b>	<b>Zach Massingill (6-0, 190, SO)</b>	<b>RS</b>	<b>5</b>	<b>Clarence Wright (6-0, 195, SR)</b>
	2	Ryan McCombie (6-2, 185, RsFR)		1	Ricky Wright (6-0, 205, SR)
				17	Travrus Brown (5-9, 173, FR)

**SOUTHERN ARKANSAS UNIVERSITY  
2008 MULERIDER FOOTBALL ROSTER**

<b>No.</b>	<b>Name</b>	<b>Pos.</b>	<b>Cl.</b>	<b>Ht.</b>	<b>Wt.</b>	<b>Hometown / Previous School</b>
1	Ricky Wright	SS	SR	6-0	205	Courtland, MS / South Panola HS
2	Ryan McCombie	QB	RsFR	6-2	185	Youngsville, LA / Westminster Christian Academy
3	Don Unamba	CB	RsFR	6-1	185	Arlington, TX / Lawrence D. Bell HS
4	Brandon Millbrooks	LB	SR	6-0	230	Olive Branch, MS / Northeast Mississippi College
5	Clarence Wright	S	SR	6-0	195	Olive Branch, MS / Northeast Mississippi College
6	Daren Lewis	FS	SO	6-3	173	Fort Worth, TX / Mesquite HS
7	Khedrick Dixon	DE	SR	6-0	220	Houston, TX / Spring Woods HS
8	Isaac Marrufo	WR	RsFR	6-0	175	Princeton, TX / Princeton HS
9	Steven Dauenhauer	LB	SR	6-1	215	Waveland, MS / Pearl River (Miss.) College
10	Mark Mitchell	RB	SO	5-9	177	Texarkana, AR / Dodge City (Kan.) College
11	Raphyael Tyson	RB	RsFR	5-11	180	Paris, TX / Paris HS
12	Cordell Upshaw	LB	SR	6-1	236	Leesville, LA / Leesville HS
13	Jake Hawkins	QB	RsFR	6-3	190	Winnsboro, TX / Winnsboro HS
14	Brandon Wilson	CB	SR	5-10	218	Byhalia, MS / Northwest Mississippi College
15	Zach Massingill	P	SO	6-0	190	Hawkins, TX / Big Sandy HS
16	Cedrick Powell	CB	JR	5-11	182	Houston, TX / Royal HS
17	Travrus Brown	WR	FR	5-9	173	Longview, TX / Longview HS
18	Quintin Porter	QB	JR	5-11	185	Silsbee, TX / Silsbee HS
19	Simeon Oston	LB	SO	6-0	210	Dallas, TX / South Oak Cliff HS
20	Mark Johnson	FB	FR	5-7	182	Longview, TX / Longview HS
21	Chris Metcalf	RB	JR	6-0	190	Blytheville, AR / Blytheville HS
22	Alex Bowman	S	FR	6-2	190	Greenville, TX / Lone Oak HS
23	Scott Reynolds	RB	RsFR	5-7	152	Cooper, TX / Cooper HS
24	Cerdrian Drew	RB	JR	5-9	247	Eudora, AR / Northeast Mississippi College
25	Trent Stevenson	CB	SO	5-7	159	Cedar Hill, TX / Cedar Hill HS
28	Kevin Stracener	RB	FR	5-11	181	Calhoun, LA / West Ouachita HS
31	Jamal Broussard	FS	RsFR	5-11	175	Crowley, LA / Crowley HS
32	Jon Witt	FS	FR	5-11	190	Longview, TX / Longview HS
33	Ben Williams	LB	JR	6-1	202	Texarkana, TX / Pleasant Grove HS
34	Dekevious Johnson	RB	FR	5-10	185	Marshall, TX / Elysian Fields HS
36	Roland Perkins	CB	SR	5-11	175	Baton Rouge, LA / Belaire HS
37	Isaac Roseborough	FB	RsFR	6-0	189	Leesville, LA / Pickering HS
38	Jacolby Stewart	SS	FR	5-11	173	Mount Pleasant, TX / Mount Pleasant HS
39	Jayvian Johnson	FB	SR	5-7	226	Little Rock, AR / Henderson State (Ark.) University
40	Noe´ Cuevas	K	SO	5-8	171	Pasadena, TX / Pasadena HS
41	Joe Hall	LB	JR	5-11	214	El Dorado, AR / Junction City HS
42	Brandon Alford	FB	SO	5-10	225	Southaven, MS / Desoto Central HS
43	Rico Rainey	LB	FR	6-1	175	Kingsland, AR / Rison HS
44	Matt Comer	LB	JR	6-1	203	Hope, AR / Spring Hill HS
46	Antonio Brown	LB	FR	6-1	185	Panola, TX / Elysian Fields HS
47	Anthony Witherspoon	DB	FR	6-0	215	Malvern, AR / Malvern HS
49	Jordan Dubois	K	SR	6-1	175	Longview, TX / Kilgore (Texas) College
51	DeRalph Guy	NG	SR	6-0	283	Houston, TX / Eisenhower HS
53	Joshua Bradley	OT	JR	6-2	269	Nashville, AR / Nashville HS
55	Jeremy Wiseman	DL	FR	6-2	243	The Colony, TX / The Colony HS
56	Cedric Thornton	DE	SO	6-4	233	Star City, AR / Star City HS
58	Maurice Thornton	LB	JR	6-2	215	Bruce, MS / Northwest Mississippi College
60	T. J. Mead	C	RsFR	5-11	295	Princeton, TX / Princeton HS
62	Chris Horton	OT	FR	6-2	276	Panola, TX / Elysian Fields HS
65	Johnathan Moore	OG	SO	6-2	329	Greenwood, MS / Greenwood HS
71	William Kitchen	OG	JR	6-1	287	Grand Prairie, TX / Arlington Sam Houston HS
72	Roderick Taylor	OT	SR	6-0	238	Aldine, TX / Eisenhower HS
73	Andre´ Molden	OT	FR	6-2	264	Dallas, TX / J.J. Pearce HS
74	Charles Proctor	C	JR	5-10	280	Lufkin, TX / Lufkin HS
76	Vincent Deville	OG	FR	6-1	285	Pineville, LA / Bolton HS
77	James Heather	OT	FR	6-2	282	Princeton, TX / Whitewright HS
78	Michael Johnson	OG	SO	6-2	325	Baton Rouge, LA / Istrouma HS
79	Brandon Davidson	OG	SO	6-4	305	Mount Vernon, TX / Oklahoma Panhandle State Univ.
80	Trentice Weatherspoon	TE	SO	6-3	225	Magnolia, AR / Magnolia HS
81	Jamar Lincoln	WR	FR	6-2	165	Longview, TX / Pine Tree HS
82	Michael Chatman	WR	JR	6-0	195	Monroe, LA / Carroll HS
84	Mark Farmer	WR	FR	6-1	163	Pittsburg, TX / Pittsburg HS
85	Jalonzo Thomas	WR	FR	6-4	167	Port Arthur, TX / Memorial HS
86	Eric Permenter	WR	FR	6-2	185	Joaquin, TX / Joaquin HS
89	Caleb Patterson	TE	RsFR	6-1	190	Dallas, TX / Skyline HS
90	Ryan Terry	DE	JR	5-11	234	Houston, TX / Westfield HS
91	Devin Alexander	DE	JR	6-2	248	Henderson, TX / West Rusk HS
92	Chase Richardson	DL	SR	6-1	280	Poplarville, MS / University of Central Oklahoma
94	LaDaryl Kirkwood	DE	SR	6-0	295	Batesville, MS / Northwest Mississippi College
95	Martezo Rodgers	DE	RsFR	6-4	260	El Dorado, AR / El Dorado HS
98	Chandler Richardson	NG	SR	6-0	242	Poplarville, MS / University of Central Oklahoma

**Southern Arkansas Football**  
**Southern Arkansas Game Results (as of Oct 18, 2008)**  
**All games**

<b>Date</b>	<b>Opponent</b>		<b>Score</b>	<b>Overall</b>	<b>Conference</b>	<b>Time</b>	<b>Attend</b>
Aug 28, 2008	at #4 North Alabama	L	14-57	0-1	0-0	3:22	11024
Sep 06, 2008	vs Truman State	L	21-34	0-2	0-0	2:54	790
* Sep 18, 2008	at West Alabama	Lo	14-17	0-3	0-1	3:50	3113
* Sep 27, 2008	HENDERSON STATE	L	17-42	0-4	0-2	2:53	5327
* Oct 04, 2008	at Harding	L	33-39	0-5	0-3	3:10	3900
* Oct 11, 2008	ARKANSAS TECH	W	45-42	1-5	1-3	3:08	5312
* Oct 18, 2008	at Ouachita Baptist	L	14-30	1-6	1-4	2:48	3718

\* Gulf South Conference game

**Southern Arkansas Football**  
**Southern Arkansas Overall Team Statistics (as of Oct 18, 2008)**  
**All games**

<b>Team Statistics</b>	<b>SAU</b>	<b>OPP</b>
<b>SCORING</b>	158	261
Points Per Game	22.6	37.3
<b>FIRST DOWNS</b>	151	122
Rushing	90	41
Passing	48	67
Penalty	13	14
<b>RUSHING YARDAGE</b>	1477	789
Yards gained rushing	1771	958
Yards lost rushing	294	169
Rushing Attempts	350	224
Average Per Rush	4.2	3.5
Average Per Game	211.0	112.7
TDs Rushing	17	10
<b>PASSING YARDAGE</b>	1104	1837
Att-Comp-Int	209-90-13	236-119-5
Average Per Pass	5.3	7.8
Average Per Catch	12.3	15.4
Average Per Game	157.7	262.4
TDs Passing	4	17
<b>TOTAL OFFENSE</b>	2581	2626
Total Plays	559	460
Average Per Play	4.6	5.7
Average Per Game	368.7	375.1
<b>KICK RETURNS: #-Yards</b>	41-811	23-515
<b>PUNT RETURNS: #-Yards</b>	14-141	17-243
<b>INT RETURNS: #-Yards</b>	5-86	13-330
<b>KICK RETURN AVERAGE</b>	19.8	22.4
<b>PUNT RETURN AVERAGE</b>	10.1	14.3
<b>INT RETURN AVERAGE</b>	17.2	25.4
<b>FUMBLES-LOST</b>	32-14	13-7
<b>PENALTIES-Yards</b>	61-550	57-468
Average Per Game	78.6	66.9
<b>PUNTS-Yards</b>	35-1318	36-1421
Average Per Punt	37.7	39.5
Net punt average	29.0	32.8
<b>TIME OF POSSESSION/Game</b>	34:53	25:07
<b>3RD-DOWN Conversions</b>	33/112	40/102
3rd-Down Pct	29%	39%
<b>4TH-DOWN Conversions</b>	14/31	5/8
4th-Down Pct	45%	62%
<b>SACKS BY-Yards</b>	10-58	12-73
<b>MISC YARDS</b>	30	0
<b>TOUCHDOWNS SCORED</b>	22	33
<b>FIELD GOALS-ATTEMPTS</b>	2-5	10-14
<b>ON-SIDE KICKS</b>	0-2	2-3
<b>RED-ZONE SCORES</b>	14-25 56%	28-37 76%
<b>RED-ZONE TOUCHDOWNS</b>	12-25 48%	18-37 49%
<b>PAT-ATTEMPTS</b>	18-20 90%	29-30 97%
<b>ATTENDANCE</b>	10639	21755
Games/Avg Per Game	2/5320	4/5439
Neutral Site Games		1/790

<b>Score by Quarters</b>	<b>1st</b>	<b>2nd</b>	<b>3rd</b>	<b>4th</b>	<b>OT</b>	<b>Total</b>
Southern Arkansas	27	66	17	48	0	158
Opponents	54	61	52	91	3	261

**Southern Arkansas Football**  
**Southern Arkansas Overall Individual Statistics (as of Oct 18, 2008)**  
**All games**

<b>Rushing</b>	<b>gp-gs</b>	<b>att</b>	<b>gain</b>	<b>loss</b>	<b>net</b>	<b>avg</b>	<b>td</b>	<b>lg</b>	<b>avg/g</b>
Mark Johnson	6-3	99	546	46	500	5.1	5	72	83.3
Quintin Porter	6-4	87	428	39	389	4.5	4	28	64.8
Raphyael Tyson	7-7	20	162	3	159	7.9	3	50	22.7
I. Roseborough	6-4	21	156	18	138	6.6	2	36	23.0
Ryan McCombie	7-3	45	198	78	120	2.7	2	24	17.1
Chris Metcalf	7-7	30	151	36	115	3.8	1	15	16.4
Jayvian Johnson	7-0	28	81	6	75	2.7	0	13	10.7
Jake Hawkins	7-0	8	36	2	34	4.2	0	10	4.9
Mark Mitchell	7-0	4	12	0	12	3.0	0	6	1.7
Scott Reynolds	1-0	1	1	0	1	1.0	0	1	1.0
Travrus Brown	6-0	1	0	3	-3	-3.0	0	0	-0.5
Daren Lewis	7-7	1	0	7	-7	-7.0	0	0	-1.0
TEAM	5-0	5	0	56	-56	-11.2	0	0	-11.2
Total	7	350	1771	294	1477	4.2	17	72	211.0
Opponents	7	224	958	169	789	3.5	10	42	112.7

<b>Passing</b>	<b>gp-gs</b>	<b>effic</b>	<b>comp-att-int</b>	<b>pct</b>	<b>yds</b>	<b>td</b>	<b>lg</b>	<b>avg/g</b>
Ryan McCombie	7-3	85.37	73-170-8	42.9	892	4	66	127.4
Quintin Porter	6-4	65.28	17-38-5	44.7	212	0	46	35.3
TEAM	5-0	0.00	0-1-0	0.0	0	0	0	0.0
Total	7	81.31	90-209-13	43.1	1104	4	66	157.7
Opponents	7	135.34	119-236-5	50.4	1837	17	83	262.4

<b>Receiving</b>	<b>gp-gs</b>	<b>no.</b>	<b>yds</b>	<b>avg</b>	<b>td</b>	<b>lg</b>	<b>avg/g</b>
Isaac Marrufo	7-0	26	326	12.5	1	66	46.6
Raphyael Tyson	7-7	19	243	12.8	1	46	34.7
Chris Metcalf	7-7	13	169	13.0	1	25	24.1
Jake Hawkins	7-0	9	148	16.4	1	51	21.1
Mark Johnson	6-3	6	63	10.5	0	24	10.5
Michael Chatman	7-7	5	48	9.6	0	12	6.9
Travrus Brown	6-0	4	51	12.8	0	18	8.5
Eric Permenter	6-0	3	41	13.7	0	23	6.8
Jayvian Johnson	7-0	3	0	0.0	0	2	0.0
I. Roseborough	6-4	2	15	7.5	0	10	2.5
Total	7	90	1104	12.3	4	66	157.7
Opponents	7	119	1837	15.4	17	83	262.4

<b>Punt Returns</b>	<b>no.</b>	<b>yds</b>	<b>avg</b>	<b>td</b>	<b>lg</b>
Clarence Wright	12	137	11.4	0	42
Daren Lewis	2	4	2.0	0	4
Total	14	141	10.1	0	42
Opponents	17	243	14.3	1	80

<b>Interceptions</b>	<b>no.</b>	<b>yds</b>	<b>avg</b>	<b>td</b>	<b>lg</b>
Roland Perkins	2	0	0.0	0	0
Clarence Wright	1	59	59.0	0	59
Brandon Wilson	1	0	0.0	0	0
Ricky Wright	1	27	27.0	0	27
Total	5	86	17.2	0	59
Opponents	13	330	25.4	3	95

<b>Kick Returns</b>	<b>no.</b>	<b>yds</b>	<b>avg</b>	<b>td</b>	<b>lg</b>
Clarence Wright	22	439	20.0	0	70
Chris Metcalf	9	217	24.1	0	28
Ricky Wright	3	49	16.3	0	23
Don Unamba	2	47	23.5	0	27
TEAM	1	0	0.0	0	0
Matt Comer	1	13	13.0	0	13
Brandon Millbrooks	1	13	13.0	0	13
Travrus Brown	1	27	27.0	0	27
Caleb Patterson	1	6	6.0	0	6
Total	41	811	19.8	0	70
Opponents	23	515	22.4	1	86

<b>Fumble Returns</b>	<b>no.</b>	<b>yds</b>	<b>avg</b>	<b>td</b>	<b>lg</b>
Ryan Terry	1	60	60.0	1	60
Total	1	60	60.0	1	60
Opponents	0	0	0.0	1	0

**Southern Arkansas Football**  
**Southern Arkansas Overall Individual Statistics (as of Oct 18, 2008)**  
**All games**

Scoring	td	fg	PAT				dpx	saf	pts
			kick	rush	rcv	pass			
Mark Johnson	5	-	-	-	-	-	-	30	
Quintin Porter	4	-	-	-	-	-	-	24	
Raphyael Tyson	4	-	-	-	-	-	-	24	
Noe' Cuevas	-	2-5	13-15	-	-	-	-	19	
Ryan McCombie	2	-	-	1-1	-	-	-	14	
I. Roseborough	2	-	-	-	-	-	-	12	
Chris Metcalf	2	-	-	-	-	-	-	12	
Ryan Terry	1	-	-	-	-	-	-	6	
Jake Hawkins	1	-	-	-	-	-	-	6	
Isaac Marrufo	1	-	-	-	-	-	-	6	
Jordan Dubois	-	-	5-5	-	-	-	-	5	
Zach Massingill	-	-	-	-	-	0-1	-	0	
Total	22	2-5	18-20	1-1	-	0-1	-	158	
Opponents	33	10-14	29-30	1-2	-	0-1	-	261	

Total Offense	g	plays	rush	pass	total	avg/g
Ryan McCombie	7	215	120	892	1012	144.6
Quintin Porter	6	125	389	212	601	100.2
Mark Johnson	6	99	500	0	500	83.3
Raphyael Tyson	7	20	159	0	159	22.7
I. Roseborough	6	21	138	0	138	23.0
Chris Metcalf	7	30	115	0	115	16.4
Jayvian Johnson	7	28	75	0	75	10.7
Jake Hawkins	7	8	34	0	34	4.9
Mark Mitchell	7	4	12	0	12	1.7
Scott Reynolds	1	1	1	0	1	1.0
Travrus Brown	6	1	-3	0	-3	-0.5
Daren Lewis	7	1	-7	0	-7	-1.0
TEAM	5	6	-56	0	-56	-11.2
Total	7	559	1477	1104	2581	368.7
Opponents	7	460	789	1837	2626	375.1

Field Goals	fg	pct.	01-19	20-29	30-39	40-49	50-99	lg	blk
Noe' Cuevas	2-5	40.0	0-0	1-2	1-3	0-0	0-0	37	1

FG Sequence	Southern Arkansas	Opponents
North Alabama	-	(27),(35),(23)
Truman State	-	(20),25,(41)
West Alabama	35,37	(33)
Henderson State	(37)	25
Harding	-	(35),(29),(32),(28),27
Arkansas Tech	(22)	-
Ouachita Baptist	23	27

Punting	no.	yds	avg	lg	tb	fc	i20	50+	blk
Zach Massingill	35	1318	37.7	53	3	1	4	3	1
Total	35	1318	37.7	53	3	1	4	3	1
Opponents	36	1421	39.5	59	5	2	15	3	0

Kickoffs	no.	yds	avg	tb	ob	retn	net	ydln
Noe' Cuevas	18	833	46.3	0	2			
Jordan Dubois	10	538	53.8	0	0			
Total	28	1371	49.0	0	2	22.4	30.6	39
Opponents	46	2667	58.0	1	4	19.8	39.9	30

Numbers in (parentheses) indicate field goal was made.

**Southern Arkansas Football**  
**Southern Arkansas Overall Individual Statistics (as of Oct 18, 2008)**  
**All games**

<u>All Purpose</u>	<u>g</u>	<u>rush</u>	<u>rcv</u>	<u>pr</u>	<u>kr</u>	<u>ir</u>	<u>total</u>	<u>avg/g</u>
Clarence Wright	7	0	0	137	439	59	635	90.7
Mark Johnson	6	500	63	0	0	0	563	93.8
Chris Metcalf	7	115	169	0	217	0	501	71.6
Raphyael Tyson	7	159	243	0	0	0	402	57.4
Quintin Porter	6	389	0	0	0	0	389	64.8
Isaac Marrufo	7	0	326	0	0	0	326	46.6
Jake Hawkins	7	34	148	0	0	0	182	26.0
I. Roseborough	6	138	15	0	0	0	153	25.5
Ryan McCombie	7	120	0	0	0	0	120	17.1
Ricky Wright	7	0	0	0	49	27	76	10.9
Travrus Brown	6	-3	51	0	27	0	75	12.5
Jayvian Johnson	7	75	0	0	0	0	75	10.7
Michael Chatma	7	0	48	0	0	0	48	6.9
Don Unamba	7	0	0	0	47	0	47	6.7
Eric Permenter	6	0	41	0	0	0	41	6.8
Matt Comer	7	0	0	0	13	0	13	1.9
Brandon Millbro	7	0	0	0	13	0	13	1.9
Mark Mitchell	7	12	0	0	0	0	12	1.7
Caleb Patterson	7	0	0	0	6	0	6	0.9
Scott Reynolds	1	1	0	0	0	0	1	1.0
Daren Lewis	7	-7	0	4	0	0	-3	-0.4
TEAM	5	-56	0	0	0	0	-56	-11.2
Total	7	1477	1104	141	811	86	3619	517.0
Opponents	7	789	1837	243	515	330	3714	530.6

**Southern Arkansas Football**  
**Southern Arkansas Overall Defensive Statistics (as of Oct 18, 2008)**  
**All games**

##	Defensive Leaders	gp-gs	Tackles				tfl/yds	Sacks no-yds	Pass defense			Fumbles		blkd	
			ua	a	tot				int-yds	brup	qbh	rcv-yds	ff	kick	saf
5	Clarence Wright	7-7	36	15	51	2.0-13	1.0-11	1-59	6	1	.	1	.	.	
6	Daren Lewis	7-7	25	10	35	.	.	.	3	.	.	.	1	.	
9	Steven Dauenhauer	7-7	26	8	34	1.0-6	.	.	.	1	.	2	1	.	
19	Simeon Oston	7-7	18	14	32	6.0-28	1.5-9	.	1	2	1-0	.	.	.	
56	Cedric Thornton	7-0	16	11	27	5.5-19	.	.	2	1	.	.	.	.	
14	Brandon Wilson	7-7	18	6	24	1.0-1	.	1-0	8	.	.	.	2	.	
90	Ryan Terry	7-7	13	10	23	4.5-24	2.0-15	.	.	1	2-60	1	.	.	
91	Devin Alexander	7-7	11	7	18	3.0-12	.	.	.	.	.	.	.	.	
44	Matt Comer	7-0	5	12	17	2.5-12	0.5-2	.	.	.	.	.	.	.	
1	Ricky Wright	7-7	12	5	17	.	.	1-27	.	.	.	.	.	.	
33	Ben Williams	7-7	12	5	17	3.0-9	.	.	2	.	.	1	.	.	
36	Roland Perkins	7-7	13	2	15	1.5-3	1.0-2	2-0	7	.	.	.	.	.	
51	DeRalph Guy	7-7	7	7	14	0.5-2	.	.	.	.	.	.	.	.	
31	Jamal Broussard	7-0	5	8	13	.	.	.	.	.	.	.	.	.	
7	Khedrick Dixon	7-0	5	3	8	.	.	.	.	.	.	.	.	.	
3	Don Unamba	7-0	4	4	8	.	.	.	1	.	.	.	.	.	
22	Alex Bowman	7-0	3	4	7	0.5-2	.	.	.	.	.	.	.	.	
38	Jacolby Stewart	7-0	4	2	6	1.0-3	.	.	.	.	.	.	.	.	
4	Brandon Millbrooks	7-0	1	5	6	.	.	.	.	.	.	.	.	.	
41	Joe Hall	7-0	3	3	6	.	.	.	1	.	1-0	1	.	.	
58	Maurice Thornton	4-0	2	3	5	.	.	.	.	.	.	.	.	.	
12	Cordell Upshaw	7-0	4	1	5	1.5-5	1.0-4	.	1	.	.	1	.	.	
16	Cedrick Powell	7-0	2	3	5	.	.	.	.	.	.	.	.	.	
92	Chase Richardson	7-0	3	1	4	1.0-1	1.0-1	.	.	.	.	.	.	.	
8	Isaac Marrufo	7-0	3	.	3	.	.	.	.	.	.	.	.	.	
25	Trent Stevenson	6-0	2	1	3	.	.	.	.	.	.	.	.	.	
94	LaDaryl Kirkwood	5-0	2	1	3	2.0-8	1.0-6	.	.	.	.	.	.	.	
98	Chandler Richardson	7-0	.	3	3	0.5-0	.	.	.	.	.	.	.	.	
TM	TEAM	5-0	3	.	3	.	.	.	.	.	1-0	2	.	.	
21	Chris Metcalf	7-7	1	1	2	.	.	.	.	.	.	.	.	.	
10	Mark Mitchell	7-0	1	1	2	.	.	.	.	.	.	.	.	.	
65	Johnathan Moore	7-7	.	1	1	.	.	.	.	.	.	.	.	.	
95	Martezo Rodgers	1-0	.	1	1	.	.	.	.	.	.	.	.	.	
40	Noe' Cuevas	5-0	1	.	1	.	.	.	.	.	.	.	.	.	
20	Mark Johnson	6-3	1	.	1	.	.	.	.	.	.	.	.	.	
11	Raphyael Tyson	7-7	.	.	.	.	.	.	.	.	1-0	.	.	.	
37	I. Roseborough	6-4	.	.	.	.	.	.	.	.	1-0	.	.	.	
Total		7	262	158	420	37-148	10-58	5-86	32	6	7-60	9	4	.	
Opponents		7	324	246	570	57-203	12-73	13-330	22	13	13-0	17	3	1	

**Southern Arkansas Football**  
**Southern Arkansas Team Game-by-Game (as of Oct 18, 2008)**  
**All games**

TEAM STATISTICS

Date	Opponent	Rushing				Receiving				Passing				Kick Returns				Punt Returns				tot off
		no.	yds	td	lg	no.	yds	td	lg	cmp-att-int	yds	td	lg	no.	yds	td	lg	no.	yds	td	lg	
Aug 28	at North Alabama	37	129	1	50	17	243	1	51	17-42-2	243	1	51	8	153	0	27	1	22	0	22	372
Sep 06	vs Truman State	45	136	2	28	12	189	1	66	12-29-3	189	1	66	7	179	0	48	5	13	0	6	325
Sep 18	at West Alabama	58	187	1	16	8	40	0	17	8-21-1	40	0	17	3	36	0	19	2	4	0	4	227
Sep 27	HENDERSON STATE	56	246	1	36	10	141	1	25	10-32-4	141	1	25	6	166	0	70	2	21	0	17	387
Oct 04	at Harding	49	251	4	39	20	218	1	29	20-39-1	218	1	29	8	112	0	23	1	13	0	13	469
Oct 11	ARKANSAS TECH	57	362	6	28	13	149	0	24	13-18-1	149	0	24	5	70	0	27	1	42	0	42	511
Oct 18	at Ouachita Baptist	48	166	2	72	10	124	0	31	10-28-1	124	0	31	4	95	0	28	2	26	0	18	290
Opponents		350	1477	17	72	90	1104	4	66	90-209-13	1104	4	66	41	811	0	70	14	141	0	42	2581
		224	789	10	42	119	1837	17	83	119-236-5	1837	17	83	23	515	1	86	17	243	1	80	2626

Games played: 7  
 Avg per rush: 4.2  
 Avg per catch: 12.3  
 Pass efficiency: 81.31  
 Kick ret avg: 19.8  
 Punt ret avg: 10.1  
 All purpose avg/game: 517.0  
 Total offense avg/gm: 368.7

Date	Opponent	Tackles				Sacks no-yds	Fumble		Pass Defense			Blkd kick	PAT Attempts				saf	pts
		ua	a	total	tfl-yds		ff	fr-yds	int-yds	qbh	brup		kick	rush	rcv			
Aug 28	at North Alabama	30	32	62	5.0-18	2.0-8	2	1-0	0-0	0	1	0	2-2	0	0	0	0	14
Sep 06	vs Truman State	31	40	71	6.0-32	3.0-19	0	0-0	0-0	0	5	1	3-3	0	0	0	21	
Sep 18	at West Alabama	42	12	54	10.0-45	0.0-0	2	2-60	3-27	0	7	0	2-2	0	0	0	14	
Sep 27	HENDERSON STATE	30	18	48	6.0-15	1.0-0	0	1-0	0-0	2	7	1	2-2	0	0	0	17	
Oct 04	at Harding	46	14	60	4.0-18	3.0-16	2	1-0	2-59	0	2	1	3-5	0	0	0	33	
Oct 11	ARKANSAS TECH	42	18	60	5.0-17	1.0-7	2	1-0	0-0	0	9	1	4-4	1	0	0	45	
Oct 18	at Ouachita Baptist	41	24	65	1.0-3	0.0-0	1	1-0	0-0	4	1	0	2-2	0	0	0	14	
Opponents		262	158	420	37.0-148	9.0-50	9	7-60	5-86	6	32	4	18-20	1	0	0	158	
		324	246	570	57.0-203	11.0-73	17	13-0	13-330	13	22	3	29-30	1	0	1	261	

Date	Opponent	Punting									Field Goals			Kickoffs				
		no.	yds	avg	long	blkd	tb	fc	50+	i20	md-att	long	blkd	no.	yds	avg	tb	ob
Aug 28	at North Alabama	5	200	40.0	43	0	1	0	0	1	0-0	0	0	3	167	55.7	0	0
Sep 06	vs Truman State	5	150	30.0	50	1	1	0	1	0	0-0	0	0	4	225	56.2	0	0
Sep 18	at West Alabama	8	294	36.8	44	0	1	1	0	0	0-2	0	0	3	146	48.7	0	0
Sep 27	HENDERSON STATE	4	163	40.8	49	0	0	0	0	0	1-1	37	0	3	140	46.7	0	1
Oct 04	at Harding	5	176	35.2	44	0	0	0	0	2	0-0	0	0	4	206	51.5	0	0
Oct 11	ARKANSAS TECH	3	126	42.0	49	0	0	0	0	0	1-1	22	0	7	336	48.0	0	0
Oct 18	at Ouachita Baptist	5	209	41.8	53	0	0	0	2	1	0-1	0	1	4	151	37.8	0	1
Opponents		35	1318	37.7	53	1	3	1	3	4	2-5	37	1	28	1371	49.0	0	2
		36	1421	39.5	59	0	5	2	3	15	10-14	41	3	46	2667	58.0	1	4

**Southern Arkansas Football**  
**Southern Arkansas Game Superlatives (as of Oct 18, 2008)**  
**All games**

**INDIVIDUAL GAME HIGHS**

Rushes	31	Mark Johnson at Harding (Oct 04, 2008)
Yards Rushing	231	Mark Johnson at Harding (Oct 04, 2008)
TD Rushes	4	Mark Johnson at Harding (Oct 04, 2008)
Long Rush	72	Mark Johnson at Ouachita Baptist (Oct 18, 2008)
Pass attempts	38	Ryan McCombie at North Alabama (Aug 28, 2008)
	38	Ryan McCombie at Harding (Oct 04, 2008)
Pass completions	20	Ryan McCombie at Harding (Oct 04, 2008)
Yards Passing	218	Ryan McCombie at Harding (Oct 04, 2008)
TD Passes	1	Ryan McCombie at North Alabama (Aug 28, 2008)
	1	Ryan McCombie vs Truman State (Sep 06, 2008)
	1	Ryan McCombie vs Henderson State (Sep 27, 2008)
	1	Ryan McCombie at Harding (Oct 04, 2008)
Long Pass	66	Ryan McCombie vs Truman State (Sep 06, 2008)
Receptions	7	Isaac Marrufo at Harding (Oct 04, 2008)
Yards Receiving	99	Isaac Marrufo vs Truman State (Sep 06, 2008)
TD Receptions	1	Raphyael Tyson at North Alabama (Aug 28, 2008)
	1	Isaac Marrufo vs Truman State (Sep 06, 2008)
	1	Jake Hawkins vs Henderson State (Sep 27, 2008)
	1	Chris Metcalf at Harding (Oct 04, 2008)
Long Reception	66	Isaac Marrufo vs Truman State (Sep 06, 2008)
Field Goals	1	Noe' Cuevas vs Henderson State (Sep 27, 2008)
	1	Noe' Cuevas vs Arkansas Tech (Oct 11, 2008)
Long Field Goal	37	Noe' Cuevas vs Henderson State (Sep 27, 2008)
Punts	8	Zach Massingill at West Alabama (Sep 18, 2008)
Punting Avg	42.0	Zach Massingill vs Arkansas Tech (Oct 11, 2008)
Long Punt	53	Zach Massingill at Ouachita Baptist (Oct 18, 2008)
Long Punt Return	42	Clarence Wright vs Arkansas Tech (Oct 11, 2008)
Long Kickoff Return	70	Clarence Wright vs Henderson State (Sep 27, 2008)
Tackles	12	Clarence Wright at West Alabama (Sep 18, 2008)
Sacks	2.0	Ryan Terry at Harding (Oct 04, 2008)
Tackles For Loss	2.0	Cedric Thornton at West Alabama (Sep 18, 2008)
	2.0	Ben Williams vs Henderson State (Sep 27, 2008)
	2.0	Ryan Terry at Harding (Oct 04, 2008)
Interceptions	2	Roland Perkins at West Alabama (Sep 18, 2008)

**Southern Arkansas Football**  
**Southern Arkansas Game Superlatives (as of Oct 18, 2008)**  
**All games**

**TEAM GAME HIGHS**

Rushes	58	at West Alabama (Sep 18, 2008)
Yards Rushing	362	vs Arkansas Tech (Oct 11, 2008)
Yards Per Rush	6.4	vs Arkansas Tech (Oct 11, 2008)
TD Rushes	6	vs Arkansas Tech (Oct 11, 2008)
Pass attempts	42	at North Alabama (Aug 28, 2008)
Pass completions	20	at Harding (Oct 04, 2008)
Yards Passing	243	at North Alabama (Aug 28, 2008)
Yards Per Pass	8.3	vs Arkansas Tech (Oct 11, 2008)
TD Passes	1	at North Alabama (Aug 28, 2008)
	1	vs Truman State (Sep 06, 2008)
	1	vs Henderson State (Sep 27, 2008)
	1	at Harding (Oct 04, 2008)
Total Plays	88	vs Henderson State (Sep 27, 2008)
	88	at Harding (Oct 04, 2008)
Total Offense	511	vs Arkansas Tech (Oct 11, 2008)
Yards Per Play	6.8	vs Arkansas Tech (Oct 11, 2008)
Points	45	vs Arkansas Tech (Oct 11, 2008)
Sacks By	3	vs Truman State (Sep 06, 2008)
	3	at Harding (Oct 04, 2008)
First Downs	29	at Harding (Oct 04, 2008)
	29	vs Arkansas Tech (Oct 11, 2008)
Penalties	14	at North Alabama (Aug 28, 2008)
Penalty Yards	176	at North Alabama (Aug 28, 2008)
Turnovers	6	vs Henderson State (Sep 27, 2008)
Interceptions By	3	at West Alabama (Sep 18, 2008)

**Southern Arkansas Football**  
**Southern Arkansas Game Superlatives (as of Oct 18, 2008)**  
**All games**

**OPPONENT INDIVIDUAL GAME HIGHS**

Rushes	26	KJ Johnson, at Ouachita Baptist (Oct 18, 2008)
Yards Rushing	110	Mike McLendon, at North Alabama (Aug 28, 2008)
TD Rushes	2	Mike McLendon, at North Alabama (Aug 28, 2008)
	2	Cole Barthel, vs Arkansas Tech (Oct 11, 2008)
Long Rush	42	Mike McLendon, at North Alabama (Aug 28, 2008)
Pass attempts	50	David Knighton, at Harding (Oct 04, 2008)
Pass completions	29	David Knighton, at Harding (Oct 04, 2008)
Yards Passing	384	David Knighton, at Harding (Oct 04, 2008)
TD Passes	4	A.J. Milwee, at North Alabama (Aug 28, 2008)
Long Pass	83	A.J. Milwee, at North Alabama (Aug 28, 2008)
Receptions	8	Zac Ross, at Harding (Oct 04, 2008)
Yards Receiving	124	Garett Manning, vs Henderson State (Sep 27, 2008)
TD Receptions	2	Rocky Coleman, at North Alabama (Aug 28, 2008)
	2	Jeremy Young, at Ouachita Baptist (Oct 18, 2008)
Long Reception	83	Ed Gant, at North Alabama (Aug 28, 2008)
Field Goals	4	Ryan Ferrell, at Harding (Oct 04, 2008)
Long Field Goal	41	Masucci,Mickey, vs Truman State (Sep 06, 2008)
Punts	8	Mark Cain, at Ouachita Baptist (Oct 18, 2008)
Punting Avg	59.0	Will Batson, at North Alabama (Aug 28, 2008)
Long Punt	59	Will Batson, at North Alabama (Aug 28, 2008)
Long Punt Return	80	Greg Godfrey, vs Henderson State (Sep 27, 2008)
Long Kickoff Return	86	Zac Ross, at Harding (Oct 04, 2008)
Tackles	15	Luke Tribble, at Harding (Oct 04, 2008)
Sacks	1.0	Chris Johnson, at North Alabama (Aug 28, 2008)
	1.0	Hurt,James, vs Truman State (Sep 06, 2008)
	1.0	Ryan Jones, at West Alabama (Sep 18, 2008)
	1.0	Jemarcus Thedfo, at West Alabama (Sep 18, 2008)
	1.0	Keathon Ransom, vs Henderson State (Sep 27, 2008)
	1.0	Colrett Boyd, vs Henderson State (Sep 27, 2008)
	1.0	Travis Davis, at Harding (Oct 04, 2008)
	1.0	Jerry McNeil, at Ouachita Baptist (Oct 18, 2008)
	1.0	Brady King, at Ouachita Baptist (Oct 18, 2008)
Tackles For Loss	3.0	Hammers,Les, vs Truman State (Sep 06, 2008)
Interceptions	1	Anton Bowen, at North Alabama (Aug 28, 2008)
	1	C.J. Foster, at North Alabama (Aug 28, 2008)
	1	Hurt,James, vs Truman State (Sep 06, 2008)
	1	Thier,Jason, vs Truman State (Sep 06, 2008)
	1	Sternberg,Eric, vs Truman State (Sep 06, 2008)
	1	Octavious Sumbr, at West Alabama (Sep 18, 2008)
	1	Jerome Ambrose, vs Henderson State (Sep 27, 2008)
	1	Devon Hughes, vs Henderson State (Sep 27, 2008)
	1	Paris Hobbs, vs Henderson State (Sep 27, 2008)
	1	Gary Dancer, vs Henderson State (Sep 27, 2008)
	1	Morgan Toline, at Harding (Oct 04, 2008)
	1	Mike Waldon, vs Arkansas Tech (Oct 11, 2008)
	1	Antwon Thompson, at Ouachita Baptist (Oct 18, 2008)

**Southern Arkansas Football**  
**Southern Arkansas Game Superlatives (as of Oct 18, 2008)**  
**All games**

**OPPONENT TEAM GAME HIGHS**

Rushes	40	at Ouachita Baptist (Oct 18, 2008)
Yards Rushing	257	at North Alabama (Aug 28, 2008)
Yards Per Rush	7.8	at North Alabama (Aug 28, 2008)
TD Rushes	3	at North Alabama (Aug 28, 2008)
	3	vs Arkansas Tech (Oct 11, 2008)
Pass attempts	50	at Harding (Oct 04, 2008)
Pass completions	29	at Harding (Oct 04, 2008)
Yards Passing	384	at Harding (Oct 04, 2008)
Yards Per Pass	12.7	at North Alabama (Aug 28, 2008)
TD Passes	4	at North Alabama (Aug 28, 2008)
Total Plays	74	at Harding (Oct 04, 2008)
Total Offense	624	at North Alabama (Aug 28, 2008)
Yards Per Play	10.1	at North Alabama (Aug 28, 2008)
Points	57	at North Alabama (Aug 28, 2008)
Sacks By	3	vs Henderson State (Sep 27, 2008)
First Downs	24	at North Alabama (Aug 28, 2008)
	24	vs Arkansas Tech (Oct 11, 2008)
Penalties	15	at North Alabama (Aug 28, 2008)
Penalty Yards	107	at North Alabama (Aug 28, 2008)
Turnovers	5	at West Alabama (Sep 18, 2008)
Interceptions By	4	vs Henderson State (Sep 27, 2008)



# 2008 STATESMEN FOOTBALL DEPTH CHART

## QUARTERBACK

13 • Garrett DeWitt (6-1 • 200 • Jr. • Destin, Fla.)  
4 • Blake Barnes (6-4 • 215 • Sr. • Baldwin)

## SUPERBACK

43 • Ben Stallings (6-1 • 240 • Jr. • Boyle)  
82 • John Mark Johnson (6-3 • 235 • Jr. • Bentonia)

## Z-RECEIVER

3 • Greg Betterson (6-2 • 180 • Sr. • Niagara Falls, N.Y.)  
19 • Christian Graham (6-2 • 195 • Jr. • Indianapolis, Ind.)

## A-RECEIVER

2 • Chad Schroeder (5-11 • 178 • Sr. • Demopolis, Ala.)  
7 • Dedrick Wilson (6-1 • 195 • Sr. • Amite, La.)

## LEFT TACKLE

77 • Mark Ellis (6-5 • 345 • Sr. • New York, N.Y.)  
58 • Matt Esquivel (6-5 • 315 • Jr. • Legrande, Calif.)

## LEFT GUARD

78 • Brad Latham (6-4 • 310 • Jr. • Tuscaloosa, Ala.)  
56 • Tag Cole (6-4 • 318 • Jr. • Gulfport)

## CENTER

73 • Pete Vaesua (6-3 • 305 • Jr. • Pinole, Calif.)  
79 • Kevin Maddox (6-3 • 275 • So. • Hahnville, La.)

## RIGHT GUARD

62 • Jason Donnal (6-4 • 331 • Jr. • Columbus, Ohio)  
69 • Justin Wraggs (6-3 • 335 • Jr. • Moorhead)

## RIGHT TACKLE

71 • Andy Cius (6-4 • 295 • Jr. • Lake Worth, Fla.)  
54 • Steven Belford (6-5 • 315 • Jr. • W. Palm Bch, Fla.)

## Y-RECEIVER

25 • Trevar Deed (5-11 • 205 • So. • Tucson, Ariz.)  
83 • Rafael Mitchell (5-8 • 175 • Fr. • Bowdon, Ga.)

## X-RECEIVER

8 • Rob Moore (6-2 • 195 • Sr. • Charleston)  
11 • Tramaine Jenkins (5-10 • 175 • Sr. • San Diego, Calif.)

## DEFENSIVE END

41 • Justin Halas (6-3 • 255 • Jr. • Phelan, Calif.)  
36 • Kenny Whitfield (6-2 • 265 • Jr. • Louisville)

## NOSE GUARD

70 • Matt Melton (6-1 • 265 • So. • Cleveland)  
91 • Tim Johnson (6-1 • 305 • So. • Ruleville)

## DEFENSIVE END

46 • Jesse Peddyfoot (6-3 • 265 • Jr. • Vicksburg)  
50 • Courtney Granderson (6-2 • 245 • Fr. • Bentonia)

## W-LINEBACKER

5 • Lardester Green-Hicks (6-1 • 235 • Jr. • Chicago, Ill.)  
40 • Jacob Murphy (6-3 • 225 • Jr. • Duarte, Calif.)

## M-LINEBACKER

45 • Micah Best (6-3 • 218 • Sr. • Gulfport)  
48 • Robert Hogan (6-1 • 215 • Fr. • Lexington)

## S-LINEBACKER

12 • Anthony King (6-4 • 225 • Sr. • Schertz, Texas)  
30 • Damian Davis (5-10 • 210 • Sr. • Lambert)

## DIAMOND

17 • Dominic Spinks (6-2 • 195 • Sr. • Meridian)  
9 • Aaron Williams (5-9 • 175 • Sr. • San Diego, Calif.)

## NITRO

6 • Robert Watts (6-2 • 220 • Jr. • New Orleans, La.)  
42 • Garrett Williams (5-10 • 190 • So. • Leland)

## SAFETY

21 • Jay Arcilla (6-2 • 205 • Jr. • Pinole, Calif.)  
29 • Quincy Wallin (6-2 • 210 • Jr. • Denver, Colo.)

## LEFT CORNER

14 • Eric Jackson (6-2 • 180 • Sr. • Amite, La.)  
23 • James Smith (6-0 • 200 • Jr. • Detroit, Mich.)

## RIGHT CORNER

18 • Dominique Davenport (5-11 • 185 • Fr. • Baldwin)  
28 • Jarel Preston (6-0 • 190 • Sr. • Ocean Springs)

## SPECIAL TEAMS

### KICKER

47 • Tom Santos (6-1 • 205 • So. • Recife, Brazil)  
38 • Matt Dean (5-8 • 165 • Fr. • Cleveland)

### PUNTER

16 • Spencer Strickland (6-2 • 185 • Sr. • Germantown, TN)  
4 • Blake Barnes (6-4 • 215 • Sr. • Baldwin)

### KICK RETURNER

25 • Trevar Deed (5-11 • 205 • So. • Tucson, Ariz.)  
14 • Eric Jackson (6-2 • 180 • Sr. • Amite, La.)

### PUNT RETURNER

2 • Chad Schroeder (5-11 • 178 • Sr. • Demopolis, Ala.)  
14 • Eric Jackson (6-2 • 180 • Sr. • Amite, La.)

**2008 DELTA STATE UNIVERSITY STATESMEN FOOTBALL ROSTER**

<b>No.</b>	<b>Name</b>	<b>Position</b>	<b>Height</b>	<b>Weight</b>	<b>Class</b>	<b>Hometown/Previous School</b>
2	Chad Schroeder	WR	5-11	178	Sr.-3L	Demopolis, Ala./Demopolis HS
3	Greg Betterson	WR	6-2	180	Sr.-1L	Niagara Falls, N.Y./Minn.-Western CC
4	Blake Barnes	QB	6-4	205	Sr.-TR	Baldwyn/University of Georgia
5	Lardester Green-Hicks	LB	6-1	235	Jr.-2L	Chicago, Ill./Steinmetz HS
6	Robert Watts	FS	6-2	220	Jr.-2L	New Orleans, La./Southern University
7	Dedrick Wilson	QB	6-1	195	Sr.-1L	Amite, La./West Hills (Calif.) CC
8	Rob Moore	WR	6-2	195	Sr.-1L	Schlater/NW Miss. CC
9	Aaron Williams	CB	5-9	175	Sr.-1L	San Diego, Calif./S.D. Mesa CC
10	Hollan Fiu	LB	6-0	215	Jr.-TR	Iliili, American Samoa, New Mexico Military
11	Tramaine Jenkins	WR	5-10	175	Sr.-1L	San Diego, Calif./West Hills CC
12	Anthony King	LB	6-3	225	Sr.-2L	Schertz, Texas/Texas State University
13	Garrett DeWitt	QB	6-1	200	Jr.-2L	Destin, Fla./Fort Walton Beach
14	Eric Jackson	CB	6-2	180	Sr.-TR	Amite, La./SE Louisiana University
15	Tyon Pascal	DB	5-10	195	Fr.-HS	Brooklyn, N.Y./Brooklyn HS
16	Spencer Strickland	P	6-2	185	Sr.-3L	Germantown, Tenn./Germantown HS
17	Dominic Spinks	CB	6-2	195	Sr.-1L	Meridian/Murray State
18	Dominique Davenport	CB	5-11	180	Fr.-HS	Baldwyn/Baldwyn HS
19	Christian Graham	WR	6-2	195	Jr.-TR	Indianapolis, Ind./Joliet CC
20	Zac Mikel	SS	6-1	195	Sr.-1L	Ft Walton Beach, Fla/Choctawhatchee HS
21	Jay Arcilla	SS	6-1	205	Jr.-TR	Pinole, CA./Diablo Valley CC
23	James Smith	DB	6-0	200	Jr.-TR	Detroit, Mich./Minnesota West
25	Trevar Deed	RB	5-11	205	Fr.-RS	Tucson, Ariz./Camelback HS
26	Terrance Handy	DB	6-1	185	Jr.-TR	Jackson/Pearl River CC
27	Troy Whittey	SS	5-9	185	Jr.-TR	New Orleans, La./Paul Quinn College
28	Jarel Preston	CB	6-0	190	Sr.-1L	Ocean Springs/Miss. Gulf Coast CC
29	Quincy Wallin	DB	6-1	210	Jr.-TR	Denver, Colo./Scottsdale CC
30	Damian D. Davis	LB	5-10	210	Sr.-1L	Lambert/Miss. Delta CC
31	Darnell Taylor	RB	5-10	190	Fr.-HS	Mound Bayou/JFK HS
32	Rodney Diggs	DB	6-0	180	Fr.-HS	Batesville/South Panola HS
33	Surframe Gillylen	LB	5-9	205	Sr.-1L	Amory/Itawamba CC
34	Bruc'e LaViolette	DB	6-0	210	Jr.-TR	Oakland, Ca./College of the Sequoias
35	Kyle Van Ness	LB	6-0	215	So.-TR	Sommerville, N.J./Central Connecticut St.
36	Kenny Whitfield	DT	6-2	265	Jr.-TR	Louisville/East Central (Miss.) CC
38	Matt Dean	K	5-8	165	Fr.-RS	Cleveland/Cleveland HS
39	Jasnold Sproles	LB	6-0	195	Fr.-RS	Greenwood/Greenwood HS
40	Jacob Murphy	LB	6-3	225	Jr.-TR	Duarte, Calif./Citrus CC
41	Justin Halas	DE	6-3	255	Jr.-TR	Phelan, Ca./Victor Valley CC
42	Garrett Williams	DB	5-10	190	So.-1L	Leland/South Delta HS
43	Ben Stallings	RB	6-1	240	Jr.-2L	Boyle/Indianola Academy
44	Jonathon Anderson	LB	6-1	235	Sr.-1L	Ocean Springs/Miss. Gulf Coast CC
45	Micah Best	LB	6-3	218	Sr.-1L	Gulfport/Gulf Coast (Miss.) CC
46	Jesse Peddyfoot	DL	6-3	265	Jr.-TR	Vicksburg/Hinds CC
47	Tom Santos	K	6-1	205	So.-1L	Recife, Brazil/Ellison (TX) HS
48	Robert Hogan	LB	6-1	215	Fr.-HS	Lexington/J.J. McClain HS
49	Justin Washington	LB	6-0	210	Fr.-RS	Cleveland/Cleveland HS
50	Courtney Granderson	LB	6-2	240	Fr.-HS	Bentonla/Yazoo County HS
52	Willie Bradberry	LB	6-1	245	Jr.-TR	Greenville/Coahoma CC
54	Steven Belford	OL	6-5	315	Jr.-TR	West Palm Beach, Fla./Holmes (Miss.) CC
55	Jacob Sesma	LB	6-3	225	Fr.-HS	Walnut/Walnut HS
56	Tag Cole	OL	6-4	318	Jr.-TR	Gulfport/MS Gulf Coast CC
58	Matt Esquivel	OL	6-5	315	Jr.-TR	Legrande, Ca./Merced CC
61	Eric Harmon	OL	6-3	285	Jr.-TR	Greenville/MS Delta CC
62	Jason Donnal	OL	6-4	330	Jr.-TR	Columbus, OH/Joliet CC
63	Kevin Hollowell	DT	5-8	240	So.-1L	Hernando/Hernando HS
64	Alan Walters	OL	6-2	275	So.-1L	Jackson/Jackson Prep
69	Justin Wraggs	OL	6-3	335	Jr.-TR	Moorhead/MS Delta CC
70	Matt Melton	OL	6-2	265	So.-1L	Cleveland/Cleveland HS
71	Andy Cius	OL	6-4	290	Jr.-TR	Lake Worth, Fla./Scottsdale (Ariz.) CC
73	Pete Vaesau	OL	6-4	305	Jr.-TR	Pinole, Ca./Diablo Valley CC
74	Kendall Hunter	OL	6-5	320	Fr.-HS	Mound Bayou/JFK HS
77	Mark Ellis	OL	6-5	345	Sr.-1L	New York, N.Y./West Hills CC
78	Brad Latham	OL	6-4	310	Jr.-2L	Tuscaloosa, Ala./Tuscaloosa County HS
79	Kevin Maddox	OL	6-4	275	So.-1L	Hahnville, La./Hahnville HS
80	Eric Nelson	WR	6-3	195	Jr.-TR	Greenville/MS Delta CC
81	Clifford Brown	WR	5-7	160	Fr.-HS	Holly Springs/Holly Springs HS
82	John Mark Johnson	WR	6-3	235	Jr.-2L	Bentonla/Tri-County Academy
83	Rafael Mitchell	WR	5-8	170	Fr.-RS	Bowden, Ga./Bowden HS
84	Damoyn Carroll	WR	6-5	200	Jr.-TR	Crystal Springs/Copiah-Lincoln CC
85	Reed Falkner	WR	6-3	235	Fr.-HS	Oxford/Oxford HS
86	Benji Campbell	WR	6-1	185	So.-1L	Flora/Tri-County Academy
87	Chris Muir	WR	6-2	185	Fr.-RS	Jackson, Tenn./University School
88	Derek Freeman	WR	6-4	225	Sr.-3L	Milton, Fla./Milton HS
89	Androne James	WR	6-2	185	Fr.-RS	Amite, La./Amite HS
91	Tim Johnson	DT	6-1	305	So.-1L	Ruleville/Ruleville-Central HS
92	Chris Favors	DT	6-4	305	Jr.-TR	LaPlace,La./Citrus (Fla.) CC
93	James Mooney	DT	6-4	225	Jr.-TR	Pleasant Hill, Ca./Diablo Valley CC
94	Mark Hoskins	DT	6-2	280	Jr.-TR	Louisville/East Central (Miss.) CC
96	James Holley	DE	6-2	255	Jr.-TR	Riverside, Ca./Riverside CC

2008 Statesmen Football  
Delta State Game Results (as of Oct 17, 2008)  
All games

Date	Opponent	Score	Overall	Conference	Time	Attend
Sep 06 2008	at #10 McNeese State	L 27-52	0-1	0-0	3:14	17148
Sep 13, 2008	UA-MONTICELLO	W 37-31	1-1	0-0	3:33	6789
* Sep 20, 2008	at Harding	Wo 56-49	2-1	1-0	3:37	3600
* Sep 27, 2008	OUACHITA BAPTIST	W 35-17	3-1	2-0	2:43	5998
* Oct 02, 2008	at #1 Valdosta State	Wo 27-24	4-1	3-0	4:00	7513
* Oct 11, 2008	WEST ALABAMA	W 21-14	5-1	4-0	2:52	6142
* Oct 16, 2008	#2 NORTH ALABAMA	W 34-28	6-1	5-0	3:43	5575

**2008 Statesmen Football**  
**Delta State Overall Team Statistics (as of Oct 17, 2008)**  
**All games**

<b>Team Statistics</b>	<b>DSU</b>	<b>OPP</b>
<b>SCORING</b>	237	215
Points Per Game	33.9	30.7
<b>FIRST DOWNS</b>	166	144
Rushing	52	43
Passing	95	80
Penalty	19	21
<b>RUSHING YARDAGE</b>	787	667
Yards gained rushing	1056	911
Yards lost rushing	269	244
Rushing Attempts	231	214
Average Per Rush	3.4	3.1
Average Per Game	112.4	95.3
TDs Rushing	11	4
<b>PASSING YARDAGE</b>	2332	1848
Att-Comp-Int	325-193-11	292-160-8
Average Per Pass	7.2	6.3
Average Per Catch	12.1	11.6
Average Per Game	333.1	264.0
TDs Passing	20	20
<b>TOTAL OFFENSE</b>	3119	2515
Total Plays	556	506
Average Per Play	5.6	5.0
Average Per Game	445.6	359.3
<b>KICK RETURNS: #-Yards</b>	32-573	34-515
<b>PUNT RETURNS: #-Yards</b>	18-281	11-37
<b>INT RETURNS: #-Yards</b>	8-68	11-312
<b>KICK RETURN AVERAGE</b>	17.9	15.1
<b>PUNT RETURN AVERAGE</b>	15.6	3.4
<b>INT RETURN AVERAGE</b>	8.5	28.4
<b>FUMBLES-LOST</b>	22-12	17-9
<b>PENALTIES-Yards</b>	76-662	61-536
Average Per Game	94.6	76.6
<b>PUNTS-Yards</b>	37-1355	44-1735
Average Per Punt	36.6	39.4
Net punt average	34.0	31.2
<b>TIME OF POSSESSION/Game</b>	31:14	30:47
<b>3RD-DOWN Conversions</b>	41/110	40/106
3rd-Down Pct	37%	38%
<b>4TH-DOWN Conversions</b>	12/16	3/7
4th-Down Pct	75%	43%
<b>SACKS BY-Yards</b>	23-176	18-117
<b>MISC YARDS</b>	0	-9
<b>TOUCHDOWNS SCORED</b>	33	29
<b>FIELD GOALS-ATTEMPTS</b>	3-8	4-12
<b>ON-SIDE KICKS</b>	0-0	1-2
<b>RED-ZONE SCORES</b>	28-34 82%	17-22 77%
<b>RED-ZONE TOUCHDOWNS</b>	25-34 74%	13-22 59%
<b>PAT-ATTEMPTS</b>	30-33 91%	27-28 96%
<b>ATTENDANCE</b>	24504	28261
Games/Avg Per Game	4/6126	3/9420
Neutral Site Games		0/0

<b>Score by Quarters</b>	<b>1st</b>	<b>2nd</b>	<b>3rd</b>	<b>4th</b>	<b>OT</b>	<b>Total</b>
Delta State	63	69	48	47	10	237
Opponents	38	79	31	67	0	215

**2008 Statesmen Football**  
**Delta State Overall Individual Statistics (as of Oct 17, 2008)**  
**All games**

Rushing	gp-gs	att	gain	loss	net	avg	td	lg	avg/g
Trevar Deed	7-5	63	348	19	329	5.2	2	33	47.0
Dedrick Wilson	6-0	40	228	48	180	4.5	3	38	30.0
Chad Schroeder	7-6	27	133	16	117	4.3	2	11	16.7
Garrett DeWitt	7-6	56	196	120	76	1.4	2	17	10.9
Rafael Mitchell	6-1	10	50	2	48	4.8	0	27	8.0
Ben Stallings	6-5	12	45	1	44	3.7	2	16	7.3
Rob Moore	7-5	4	19	2	17	4.2	0	8	2.4
John Mark Johnson	5-1	1	6	0	6	6.0	0	6	1.2
TEAM	1-0	1	0	0	0	0.0	0	0	0.0
Tramaine Jenkins	6-0	1	0	0	0	0.0	0	0	0.0
Greg Betterson	7-6	1	0	1	-1	-1.0	0	0	-0.1
TM	2-0	1	0	2	-2	-2.0	0	0	-1.0
Spencer Strickland	6-0	1	0	4	-4	-4.0	0	0	-0.7
Blake Barnes	6-0	13	31	54	-23	-1.8	0	20	-3.8
Total	7	231	1056	269	787	3.4	11	38	112.4
Opponents	7	214	911	244	667	3.1	4	62	95.3

Passing	gp-gs	effic	comp-att-int	pct	yds	td	lg	avg/g
Garrett DeWitt	7-6	136.75	143-239-9	59.8	1735	17	65	247.9
Blake Barnes	6-0	116.43	42-72-2	58.3	467	2	64	77.8
Dedrick Wilson	6-0	158.71	8-14-0	57.1	130	1	32	21.7
Total	7	133.20	193-325-11	59.4	2332	20	65	333.1
Opponents	7	125.08	160-292-8	54.8	1848	20	83	264.0

Receiving	gp-gs	no.	yds	avg	td	lg	avg/g
Chad Schroeder	7-6	46	516	11.2	3	41	73.7
Trevar Deed	7-5	31	345	11.1	2	43	49.3
Rob Moore	7-5	28	449	16.0	2	61	64.1
Greg Betterson	7-6	25	396	15.8	7	65	56.6
Tramaine Jenkins	6-0	15	245	16.3	1	52	40.8
Dedrick Wilson	6-0	13	110	8.5	1	21	18.3
John Mark Johnson	5-1	12	68	5.7	0	11	13.6
Christian Graham	5-0	9	94	10.4	1	18	18.8
Rafael Mitchell	6-1	7	63	9.0	2	23	10.5
Ben Stallings	6-5	6	36	6.0	1	14	6.0
Benji Campbell	1-0	1	10	10.0	0	10	10.0
Total	7	193	2332	12.1	20	65	333.1
Opponents	7	160	1848	11.6	20	83	264.0

Punt Returns	no.	yds	avg	td	lg
Chad Schroeder	11	171	15.5	1	63
Eric Jackson	5	60	12.0	0	60
Dominic Spinks	1	10	10.0	0	10
Damoyrn Carroll	1	18	18.0	0	0
Rafael Mitchell	0	22	0.0	1	22
Total	18	281	15.6	2	63
Opponents	11	37	3.4	0	13

Interceptions	no.	yds	avg	td	lg
Dominique Davenport	3	15	5.0	0	15
Dominic Spinks	2	25	12.5	0	25
Micah Best	1	12	12.0	0	12
Eric Jackson	1	15	15.0	0	15
Matt Melton	1	1	1.0	0	1
Total	8	68	8.5	0	25
Opponents	11	312	28.4	4	70

Kick Returns	no.	yds	avg	td	lg
Eric Jackson	10	229	22.9	0	49
Trevar Deed	10	223	22.3	0	38
James Smith	3	62	20.7	0	28
Christian Graham	3	38	12.7	0	20
Rafael Mitchell	2	13	6.5	0	15
Courtney Granderson	2	8	4.0	0	8
Kenny Whitfield	1	0	0.0	0	0
TM	1	0	0.0	0	0
Total	32	573	17.9	0	49
Opponents	34	515	15.1	0	55

Fumble Returns	no.	yds	avg	td	lg
Rafael Mitchell	1	21	21.0	0	21
Dominic Spinks	1	8	8.0	0	8
Total	2	29	14.5	0	21
Opponents	1	16	16.0	1	16

**2008 Statesmen Football**  
**Delta State Overall Individual Statistics (as of Oct 17, 2008)**  
**All games**

Scoring	td	fg	PAT				dxp	saf	pts
			kick	rush	rcv	pass			
Greg Betterson	7	-	-	-	-	-	-	42	
Tom Santos	-	3-8	30-33	-	-	-	-	39	
Chad Schroeder	6	-	-	-	-	-	-	36	
Trevar Deed	4	-	-	-	-	-	-	24	
Dedrick Wilson	4	-	-	-	-	-	-	24	
Rafael Mitchell	3	-	-	-	-	-	-	18	
Ben Stallings	3	-	-	-	-	-	-	18	
Garrett DeWitt	2	-	-	-	-	-	-	12	
Rob Moore	2	-	-	-	-	-	-	12	
Tramaine Jenkins	1	-	-	-	-	-	-	6	
Christian Graham	1	-	-	-	-	-	-	6	
<b>Total</b>	<b>33</b>	<b>3-8</b>	<b>30-33</b>	<b>-</b>	<b>-</b>	<b>-</b>	<b>-</b>	<b>237</b>	
<b>Opponents</b>	<b>29</b>	<b>4-12</b>	<b>27-28</b>	<b>-</b>	<b>1</b>	<b>1-1</b>	<b>-</b>	<b>215</b>	

Total Offense	g	plays	rush	pass	total	avg/g
Garrett DeWitt	7	295	76	1735	1811	258.7
Blake Barnes	6	85	-23	467	444	74.0
Trevar Deed	7	63	329	0	329	47.0
Dedrick Wilson	6	54	180	130	310	51.7
Chad Schroeder	7	27	117	0	117	16.7
Rafael Mitchell	6	10	48	0	48	8.0
Ben Stallings	6	12	44	0	44	7.3
Rob Moore	7	4	17	0	17	2.4
John Mark Johnson	5	1	6	0	6	1.2
Greg Betterson	7	1	-1	0	-1	-0.1
TM	2	1	-2	0	-2	-1.0
Spencer Strickland	6	1	-4	0	-4	-0.7
<b>Total</b>	<b>7</b>	<b>556</b>	<b>787</b>	<b>2332</b>	<b>3119</b>	<b>445.6</b>
<b>Opponents</b>	<b>7</b>	<b>506</b>	<b>667</b>	<b>1848</b>	<b>2515</b>	<b>359.3</b>

Field Goals	fg	pct.	01-19	20-29	30-39	40-49	50-99	lg	blk
Tom Santos	3-8	37.5	0-0	2-2	1-2	0-2	0-2	36	0

FG Sequence	Delta State	Opponents
McNeese State	47,44	48,40,(25)
UA-Monticello	(22),54	36,(23),35
Harding	-	-
Ouachita Baptist	-	50,(23)
Valdosta State	(22),53,(36)	(27),44
West Alabama	-	47
North Alabama	39	37

Punting	no.	yds	avg	lg	tb	fc	i20	50+	blk
Spencer Strickland	26	922	35.5	54	2	11	7	1	0
Rob Moore	11	433	39.4	67	1	1	3	1	0
<b>Total</b>	<b>37</b>	<b>1355</b>	<b>36.6</b>	<b>67</b>	<b>3</b>	<b>12</b>	<b>10</b>	<b>2</b>	<b>0</b>
<b>Opponents</b>	<b>44</b>	<b>1735</b>	<b>39.4</b>	<b>60</b>	<b>4</b>	<b>4</b>	<b>13</b>	<b>9</b>	<b>1</b>

Kickoffs	no.	yds	avg	tb	ob	retn	net	ydln
Tom Santos	40	2238	56.0	5	2			
Matt Dean	1	51	51.0	0	0			
<b>Total</b>	<b>41</b>	<b>2289</b>	<b>55.8</b>	<b>5</b>	<b>2</b>	<b>15.1</b>	<b>40.8</b>	<b>29</b>
<b>Opponents</b>	<b>38</b>	<b>2207</b>	<b>58.1</b>	<b>3</b>	<b>4</b>	<b>17.9</b>	<b>41.4</b>	<b>28</b>

Numbers in (parentheses) indicate field goal was made.

**2008 Statesmen Football**  
**Delta State Overall Individual Statistics (as of Oct 17, 2008)**  
**All games**

<u>All Purpose</u>	<u>g</u>	<u>rush</u>	<u>rcv</u>	<u>pr</u>	<u>kr</u>	<u>ir</u>	<u>total</u>	<u>avg/g</u>
Trevar Deed	7	329	345	0	223	0	897	128.1
Chad Schroeder	7	117	516	171	0	0	804	114.9
Rob Moore	7	17	449	0	0	0	466	66.6
Greg Betterson	7	-1	396	0	0	0	395	56.4
Eric Jackson	7	0	0	60	229	15	304	43.4
Dedrick Wilson	6	180	110	0	0	0	290	48.3
Tramaine Jenkin	6	0	245	0	0	0	245	40.8
Rafael Mitchell	6	48	63	22	13	0	146	24.3
Christian Graha	5	0	94	0	38	0	132	26.4
Ben Stallings	6	44	36	0	0	0	80	13.3
Garrett DeWitt	7	76	0	0	0	0	76	10.9
John Mark John	5	6	68	0	0	0	74	14.8
James Smith	5	0	0	0	62	0	62	12.4
Dominic Spinks	7	0	0	10	0	25	35	5.0
Damoyyn Carroll	2	0	0	18	0	0	18	9.0
Dominique Dave	7	0	0	0	0	15	15	2.1
Micah Best	6	0	0	0	0	12	12	2.0
Benji Campbell	1	0	10	0	0	0	10	10.0
Courtney Grand	7	0	0	0	8	0	8	1.1
Matt Melton	7	0	0	0	0	1	1	0.1
TM	2	-2	0	0	0	0	-2	-1.0
Spencer Strickla	6	-4	0	0	0	0	-4	-0.7
Blake Barnes	6	-23	0	0	0	0	-23	-3.8
<b>Total</b>	<b>7</b>	<b>787</b>	<b>2332</b>	<b>281</b>	<b>573</b>	<b>68</b>	<b>4041</b>	<b>577.3</b>
<b>Opponents</b>	<b>7</b>	<b>667</b>	<b>1848</b>	<b>37</b>	<b>515</b>	<b>312</b>	<b>3379</b>	<b>482.7</b>

**2008 Statesmen Football**  
**Delta State Overall Defensive Statistics (as of Oct 17, 2008)**  
**All games**

##	Defensive Leaders	gp-gs	Tackles				tfl/yds	Sacks no-yds	Pass defense			Fumbles		blkd	
			ua	a	tot	int-yds			brup	qbh	rcv-yds	ff	kick	saf	
5	L. Green-Hicks	7-6	22	33	55	6.5-37	2.0-18	.	1	.	.	1	.	.	
17	Dominic Spinks	7-6	27	16	43	6.0-104	1.5-14	2-25	8	1	3-8	1	.	.	
6	Robert Watts	7-6	31	9	40	3.0-17	1.5-15	.	3	1	.	.	.	.	
14	Eric Jackson	7-6	22	12	34	3.5-9	.	1-15	4	.	.	.	.	.	
18	Dominique Davenport	7-6	21	7	28	1.0-2	.	3-15	6	.	.	.	.	.	
41	Justin Halas	7-6	17	9	26	3.5-28	3.0-27	.	.	.	.	.	.	.	
45	Micah Best	6-5	15	6	21	3.5-17	1.0-12	1-12	.	.	.	.	.	.	
12	Anthony King	7-6	11	9	20	7.0-29	4.0-24	.	2	.	1-0	2	.	.	
30	Damian D. Davis	6-0	9	10	19	4.0-22	2.0-17	.	1	.	1-0	1	.	.	
21	Jay Arcilla	7-6	9	8	17	2.0-2	.	.	2	.	.	.	.	.	
36	Kenny Whitfield	7-0	4	10	14	3.0-13	1.5-10	.	.	.	.	1	.	.	
27	Troy Whittey	7-0	7	7	14	.	.	.	.	.	.	.	.	.	
46	Jesse Peddyfoot	7-6	5	8	13	1.0-3	.	.	.	.	1-0	.	.	.	
42	Garret Williams	7-0	7	6	13	1.0-2	.	.	2	.	.	.	.	.	
48	Robert Hogan	6-0	4	8	12	1.0-5	.	.	.	.	1-0	.	.	.	
70	Matt Melton	7-6	2	10	12	1.5-3	0.5-1	1-1	.	.	.	1	.	.	
50	Courtney Granderson	7-0	3	8	11	2.5-14	1.5-12	.	.	.	.	.	.	.	
91	Tim Johnson	6-0	5	6	11	2.0-13	1.0-10	.	.	.	1-0	.	1	.	
9	Aaron Williams	6-0	5	5	10	.	.	.	.	.	.	1	.	.	
23	James Smith	5-0	6	4	10	0.5-0	.	.	3	.	.	.	.	.	
29	Quincy Wallin	6-0	5	4	9	.	.	.	.	.	.	.	.	.	
96	James Holley	5-0	3	4	7	1.5-9	1.0-9	.	.	.	.	.	.	.	
40	Jacob Murphy	7-1	2	4	6	1.0-2	0.5-2	.	.	.	.	.	.	.	
35	Kyle Van Ness	5-0	2	4	6	1.0-4	1.0-4	.	.	.	.	.	.	.	
8	Rob Moore	7-5	2	1	3	.	.	.	.	.	.	.	.	.	
32	Rodney Diggs	4-0	3	.	3	1.0-1	1.0-1	.	.	.	.	.	.	.	
24	Manuel Brand	3-0	2	.	2	.	.	.	.	.	.	.	.	.	
92	Chris Favors	2-0	.	2	2	.	.	.	.	.	.	.	.	.	
2	Chad Schroeder	7-6	.	2	2	.	.	.	1	.	.	.	.	.	
25	Trevar Deed	7-5	1	.	1	.	.	.	.	.	.	.	.	.	
47	Tom Santos	7-0	1	.	1	.	.	.	.	.	.	.	.	.	
15	Deric Grooms	1-0	.	1	1	.	.	.	.	.	.	.	.	.	
13	Garrett DeWitt	7-6	.	1	1	.	.	.	.	.	.	.	.	.	
83	Rafael Mitchell	6-1	1	.	1	.	.	.	.	.	1-21	.	.	.	
39	Clint Farrar	2-0	.	1	1	.	.	.	.	.	.	.	.	.	
43	Ben Stallings	6-5	.	1	1	.	.	.	.	.	.	.	.	.	
84	Damoyrn Carroll	2-0	.	.	.	.	.	.	.	.	.	.	.	2	
Total		7	254	216	470	57-336	23-176	8-68	33	2	9-29	8	3	.	
Opponents		7	282	240	522	48-239	18-117	11-312	39	2	11-16	8	.	.	

**2008 Statesmen Football**  
**Delta State Team Game-by-Game (as of Oct 17, 2008)**  
**All games**

**TEAM STATISTICS**

Date	Opponent	Rushing				Receiving				Passing				Kick Returns				Punt Returns				tot off		
		no.	yds	td	lg	no.	yds	td	lg	cmp	att	int	yds	td	lg	no.	yds	td	lg	no.	yds		td	lg
Sep 06	at McNeese State	24	120	2	20	30	332	2	64	30	52	1	332	2	64	9	153	0	38	0	0	0	0	452
Sep 13	UA-MONTICELLO	35	118	2	27	22	312	3	65	22	41	2	312	3	65	6	114	0	33	1	5	0	5	430
Sep 20	at Harding	27	68	1	20	38	528	6	61	38	60	0	528	6	61	6	78	0	28	3	76	1	63	596
Sep 27	OUACHITA BAPTIST	26	91	2	25	34	393	3	52	34	47	1	393	3	52	2	29	0	19	4	60	0	60	484
Oct 02	at Valdosta State	37	93	1	17	31	343	2	44	31	58	3	343	2	44	4	64	0	24	2	16	0	10	436
Oct 11	WEST ALABAMA	42	79	2	38	14	164	0	32	14	26	0	164	0	32	2	53	0	28	6	72	1	22	243
Oct 16	NORTH ALABAMA	40	218	1	33	24	260	4	34	24	41	4	260	4	34	3	82	0	49	2	52	0	30	478
Opponents		231	787	11	38	193	2332	20	65	193	325	11	2332	20	65	32	573	0	49	18	281	2	63	3119
Opponents		214	667	4	62	160	1848	20	83	160	292	8	1848	20	83	34	515	0	55	11	37	0	13	2515

Games played: 7  
 Avg per rush: 3.4  
 Avg per catch: 12.1  
 Pass efficiency: 133.20  
 Kick ret avg: 17.9  
 Punt ret avg: 15.6  
 All purpose avg/game: 577.3  
 Total offense avg/gm: 445.6

Date	Opponent	Tackles				Sacks no-yds	Fumble		Pass Defense			Blkd kick	PAT Attempts				saf	pts	
		ua	a	total	tfl-yds		ff	fr-yds	int-yds	qbh	brup		kick	rush	rcv				
Sep 06	at McNeese State	45	8	53	3.0-12	1.0-5	0	1-0	0-0	0	2	1	3-4	0	0	0	0	0	27
Sep 13	UA-MONTICELLO	46	18	64	10.0-44	3.0-21	1	1-0	3-52	0	2	0	4-5	0	0	0	0	37	
Sep 20	at Harding	42	34	76	13.0-59	5.0-44	0	0-0	1-15	0	8	0	8-8	0	0	0	0	56	
Sep 27	OUACHITA BAPTIST	30	42	72	7.0-25	3.0-19	0	0-0	0-0	0	6	0	5-5	0	0	0	0	35	
Oct 02	at Valdosta State	39	18	57	6.0-103	3.0-20	3	4-8	1-0	1	2	1	3-3	0	0	0	0	27	
Oct 11	WEST ALABAMA	25	52	77	8.0-43	4.0-31	4	3-21	2-0	0	5	1	3-3	0	0	0	0	21	
Oct 16	NORTH ALABAMA	27	44	71	10.0-50	4.0-36	0	0-0	1-1	1	8	0	4-5	0	0	0	0	34	
Opponents		254	216	470	57.0-336	23.0-176	8	9-29	8-68	2	33	3	30-33	0	0	0	0	237	
Opponents		282	240	522	48.0-239	17.0-108	8	11-16	11-312	2	39	0	27-28	0	1	0	0	215	

Date	Opponent	Punting							Field Goals			Kickoffs						
		no.	yds	avg	long	blkd	tb	fc	50+	i20	md-att	long	blkd	no.	yds	avg	tb	ob
Sep 06	at McNeese State	4	150	37.5	45	0	0	2	0	2	0-2	0	0	5	251	50.2	0	0
Sep 13	UA-MONTICELLO	4	142	35.5	54	0	0	0	1	1	1-2	22	0	7	317	45.3	3	1
Sep 20	at Harding	5	188	37.6	42	0	1	2	0	2	0-0	0	0	8	484	60.5	1	0
Sep 27	OUACHITA BAPTIST	4	148	37.0	46	0	0	4	0	1	0-0	0	0	6	348	58.0	1	1
Oct 02	at Valdosta State	5	176	35.2	44	0	0	3	0	1	2-3	36	0	5	298	59.6	0	0
Oct 11	WEST ALABAMA	10	394	39.4	67	0	1	1	1	2	0-0	0	0	4	241	60.2	0	0
Oct 16	NORTH ALABAMA	5	157	31.4	42	0	1	0	0	1	0-1	0	0	6	350	58.3	0	0
Opponents		37	1355	36.6	67	0	3	12	2	10	3-8	36	0	41	2289	55.8	5	2
Opponents		44	1735	39.4	60	1	4	4	9	13	4-12	27	2	38	2207	58.1	3	4

2008 Statesmen Football  
Delta State Game Superlatives (as of Oct 17, 2008)  
All games

INDIVIDUAL GAME HIGHS

Rushes	24	Trevar Deed vs North Alabama (Oct 16, 2008)
Yards Rushing	134	Trevar Deed vs North Alabama (Oct 16, 2008)
TD Rushes	1	Garrett DeWitt at McNeese State (Sep 06 2008)
	1	Dedrick Wilson at McNeese State (Sep 06 2008)
	1	Chad Schroeder vs UA-Monticello (Sep 13, 2008)
	1	Trevar Deed vs UA-Monticello (Sep 13, 2008)
	1	Dedrick Wilson at Harding (Sep 20, 2008)
	1	Garrett DeWitt vs Ouachita Baptist (Sep 27, 2008)
	1	Ben Stallings vs Ouachita Baptist (Sep 27, 2008)
	1	Chad Schroeder at Valdosta State (Oct 02, 2008)
	1	Dedrick Wilson vs West Alabama (Oct 11, 2008)
	1	Ben Stallings vs West Alabama (Oct 11, 2008)
	1	Trevar Deed vs North Alabama (Oct 16, 2008)
Long Rush	38	Dedrick Wilson vs West Alabama (Oct 11, 2008)
Pass attempts	57	Garrett DeWitt at Harding (Sep 20, 2008)
Pass completions	36	Garrett DeWitt at Harding (Sep 20, 2008)
Yards Passing	514	Garrett DeWitt at Harding (Sep 20, 2008)
TD Passes	6	Garrett DeWitt at Harding (Sep 20, 2008)
Long Pass	65	Garrett DeWitt vs UA-Monticello (Sep 13, 2008)
Receptions	13	Chad Schroeder at Harding (Sep 20, 2008)
Yards Receiving	165	Chad Schroeder at Harding (Sep 20, 2008)
TD Receptions	4	Greg Betterson at Harding (Sep 20, 2008)
Long Reception	65	Greg Betterson vs UA-Monticello (Sep 13, 2008)
Field Goals	2	Tom Santos at Valdosta State (Oct 02, 2008)
Long Field Goal	36	Tom Santos at Valdosta State (Oct 02, 2008)
Punts	10	Rob Moore vs West Alabama (Oct 11, 2008)
Punting Avg	39.4	Rob Moore vs West Alabama (Oct 11, 2008)
Long Punt	67	Rob Moore vs West Alabama (Oct 11, 2008)
Long Punt Return	63	Chad Schroeder at Harding (Sep 20, 2008)
Long Kickoff Return	49	Eric Jackson vs North Alabama (Oct 16, 2008)
Tackles	11	L. Green-Hicks vs West Alabama (Oct 11, 2008)
Sacks	2.0	Anthony King vs West Alabama (Oct 11, 2008)
Tackles For Loss	3.0	Micah Best at Harding (Sep 20, 2008)
Interceptions	2	Dominique Davenport vs West Alabama (Oct 11, 2008)

2008 Statesmen Football  
Delta State Game Superlatives (as of Oct 17, 2008)  
All games

TEAM GAME HIGHS

Rushes	42	vs West Alabama (Oct 11, 2008)
Yards Rushing	218	vs North Alabama (Oct 16, 2008)
Yards Per Rush	5.4	vs North Alabama (Oct 16, 2008)
TD Rushes	2	at McNeese State (Sep 06 2008)
	2	vs UA-Monticello (Sep 13, 2008)
	2	vs Ouachita Baptist (Sep 27, 2008)
	2	vs West Alabama (Oct 11, 2008)
Pass attempts	60	at Harding (Sep 20, 2008)
Pass completions	38	at Harding (Sep 20, 2008)
Yards Passing	528	at Harding (Sep 20, 2008)
Yards Per Pass	8.8	at Harding (Sep 20, 2008)
TD Passes	6	at Harding (Sep 20, 2008)
Total Plays	95	at Valdosta State (Oct 02, 2008)
Total Offense	596	at Harding (Sep 20, 2008)
Yards Per Play	6.9	at Harding (Sep 20, 2008)
Points	56	at Harding (Sep 20, 2008)
Sacks By	5	at Harding (Sep 20, 2008)
First Downs	32	at Harding (Sep 20, 2008)
Penalties	19	vs UA-Monticello (Sep 13, 2008)
Penalty Yards	220	vs UA-Monticello (Sep 13, 2008)
Turnovers	6	at Valdosta State (Oct 02, 2008)
Interceptions By	3	vs UA-Monticello (Sep 13, 2008)

**2008 Statesmen Football**  
**Delta State Game Superlatives (as of Oct 17, 2008)**  
**All games**

**OPPONENT INDIVIDUAL GAME HIGHS**

Rushes	24	S. Buisson, vs UA-Monticello (Sep 13, 2008)
Yards Rushing	136	Todd Pendland, at McNeese State (Sep 06 2008)
TD Rushes	1	Elrick Jones, at McNeese State (Sep 06 2008)
	1	Todd Pendland, at McNeese State (Sep 06 2008)
	1	S. Buisson, vs UA-Monticello (Sep 13, 2008)
	1	Mike McLendon, vs North Alabama (Oct 16, 2008)
Long Rush	62	Todd Pendland, at McNeese State (Sep 06 2008)
Pass attempts	66	David Knighton, at Harding (Sep 20, 2008)
Pass completions	42	David Knighton, at Harding (Sep 20, 2008)
Yards Passing	523	David Knighton, at Harding (Sep 20, 2008)
TD Passes	7	David Knighton, at Harding (Sep 20, 2008)
Long Pass	83	Mark Fontenot, at McNeese State (Sep 06 2008)
Receptions	10	Julius Pruitt, vs Ouachita Baptist (Sep 27, 2008)
Yards Receiving	161	Jordan Watson, at Harding (Sep 20, 2008)
TD Receptions	2	Jordan Watson, at Harding (Sep 20, 2008)
	2	Kurt Adams, at Harding (Sep 20, 2008)
	2	Albert Dukes, at Valdosta State (Oct 02, 2008)
	2	Michael Townsen, vs West Alabama (Oct 11, 2008)
Long Reception	83	Quinten Lawrenc, at McNeese State (Sep 06 2008)
Field Goals	1	Blake Bercegeay, at McNeese State (Sep 06 2008)
	1	N. Green, vs UA-Monticello (Sep 13, 2008)
	1	Zach Wright, vs Ouachita Baptist (Sep 27, 2008)
	1	Zac Williams, at Valdosta State (Oct 02, 2008)
Long Field Goal	27	Zac Williams, at Valdosta State (Oct 02, 2008)
Punts	8	Brock Sharp, vs West Alabama (Oct 11, 2008)
	8	Will Batson, vs North Alabama (Oct 16, 2008)
Punting Avg	45.0	Mark Cain, vs Ouachita Baptist (Sep 27, 2008)
Long Punt	60	Mark Cain, vs Ouachita Baptist (Sep 27, 2008)
Long Punt Return	13	Charles McClain, vs North Alabama (Oct 16, 2008)
Long Kickoff Return	55	Jeremy Young, vs Ouachita Baptist (Sep 27, 2008)
Tackles	12	Terrence Garret, vs Ouachita Baptist (Sep 27, 2008)
	12	S.Reynolds, at Valdosta State (Oct 02, 2008)
	12	Larry Dean, at Valdosta State (Oct 02, 2008)
Sacks	2.0	Jerem May, vs West Alabama (Oct 11, 2008)
Tackles For Loss	3.5	Jerem May, vs West Alabama (Oct 11, 2008)
Interceptions	2	Darron Dampier, vs North Alabama (Oct 16, 2008)

2008 Statesmen Football  
Delta State Game Superlatives (as of Oct 17, 2008)  
All games

OPPONENT TEAM GAME HIGHS

Rushes	42	vs UA-Monticello (Sep 13, 2008)
Yards Rushing	227	at McNeese State (Sep 06 2008)
Yards Per Rush	5.8	at McNeese State (Sep 06 2008)
TD Rushes	2	at McNeese State (Sep 06 2008)
Pass attempts	66	at Harding (Sep 20, 2008)
Pass completions	42	at Harding (Sep 20, 2008)
Yards Passing	523	at Harding (Sep 20, 2008)
Yards Per Pass	14.1	at McNeese State (Sep 06 2008)
TD Passes	7	at Harding (Sep 20, 2008)
Total Plays	84	vs UA-Monticello (Sep 13, 2008)
	84	at Harding (Sep 20, 2008)
Total Offense	538	at McNeese State (Sep 06 2008)
Yards Per Play	8.8	at McNeese State (Sep 06 2008)
Points	52	at McNeese State (Sep 06 2008)
Sacks By	4	at Harding (Sep 20, 2008)
	4	at Valdosta State (Oct 02, 2008)
First Downs	29	vs UA-Monticello (Sep 13, 2008)
Penalties	12	vs UA-Monticello (Sep 13, 2008)
	12	at Valdosta State (Oct 02, 2008)
Penalty Yards	112	at Valdosta State (Oct 02, 2008)
Turnovers	5	at Valdosta State (Oct 02, 2008)
	5	vs West Alabama (Oct 11, 2008)
Interceptions By	4	vs North Alabama (Oct 16, 2008)